

EIF3B Polyclonal Antibody



Catalog Number: 160383

Product name

EIF3B Polyclonal Antibody

Specificity

Human, Mouse, Rat

Antibody description

Polyclonal antibody to EIF3B

Preparation

Antigen: Recombinant fusion protein containing a sequence corresponding to amino acids 100-350 of human EIF3B (NP_003742.2).

Formulation

PBS with 0.02% sodium azide, 50% glycerol, pH7.3.

Storage

Store at -20°C. Avoid freeze / thaw cycles.

Clonality

Polyclonal

Ig Type

Rabbit IgG

Applications

WB, IHC, IF

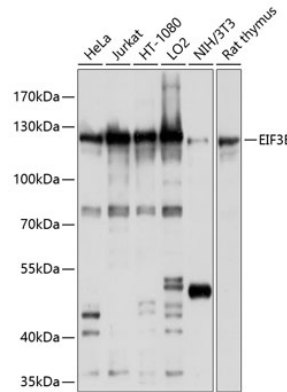
Dilutions

WB 1:1000 - 1:2000

IHC 1:50 - 1:200

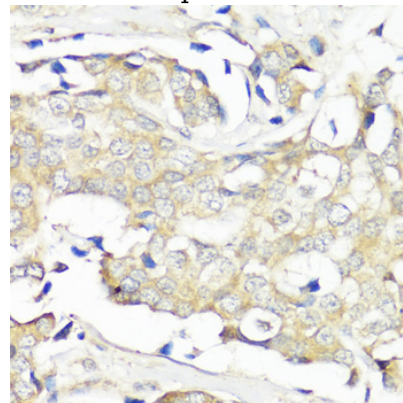
IF 1:50 - 1:200

Validations



Western blot - EIF3B Polyclonal Antibody

Western blot analysis of extracts of various cell lines, using EIF3B antibody at 1:1000 dilution. Secondary antibody: HRP Goat Anti-Rabbit IgG (H+L) at 1:10000 dilution. Lysates/proteins: 25ug per lane. Blocking buffer: 3% nonfat dry milk in TBST. Detection: ECL Basic Kit. Exposure time: 1s.



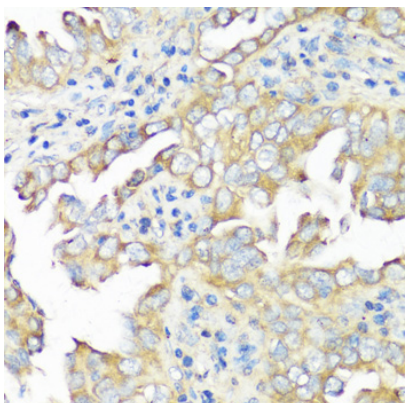
Immunohistochemistry - EIF3B Polyclonal Antibody

Immunohistochemistry of paraffin-embedded human breast cancer using EIF3B antibody at dilution of 1:100 (40x lens).

EIF3B Polyclonal Antibody



Catalog Number: 160383



Immunohistochemistry - EIF3B Polyclonal Antibody

Immunohistochemistry of paraffin-embedded human lung cancer using EIF3B antibody at dilution of 1:100 (40x lens).