

Anti-RPA70 (8C3) Mouse antibody



Catalog Number: 168283

Product name

Anti-RPA70 (8C3) Mouse antibody

Specificity

Human, Monkey, Mouse, Rat

Antibody description

RPA70 (8C3) Mouse monoclonal antibody

Preparation

Antigen: Purified recombinant human RPA70 protein fragments expressed in E.coli.

Formulation

Purified mouse monoclonal antibody in PBS(pH 7.4) containing with 0.02% sodium azide and 50% glycerol.

Storage

Store at 4°C short term. Store at -20°C long term. Avoid freeze / thaw cycle.

Clonality

Monoclonal

Ig Type

Mouse IgG2a

Applications

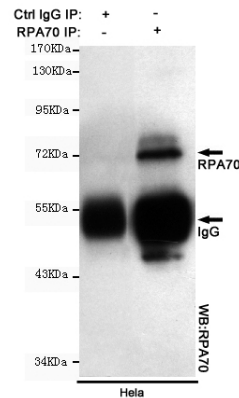
WB, ICC/IF, IP

Dilutions

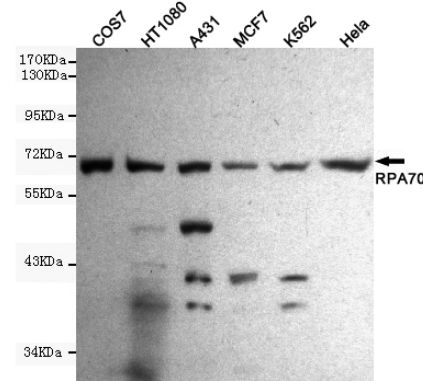
WB: 1/1000

;ICC: 1/100;Other 1/1000

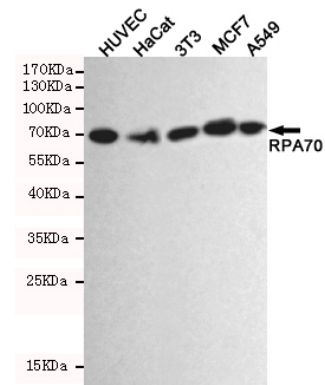
Validations



Immunoprecipitation analysis of HeLa cell lysates using RPA70 mouse mAb.



Western blot detection of RPA70 in HeLa, A431, MCF7, COS7, HT1080 and K562 cell lysates using RPA70 mouse mAb (1:1000 diluted). Predicted band size: 70KDa. Observed




band size: 70KDa.

Western blot detection of RPA70 in HUVEC, HaCat, 3T3, MCF7 and A549 cell lysates using RPA70 mouse mAb (1:2000 diluted). Predicted band size: 70KDa. Observed band size: 70KDa.

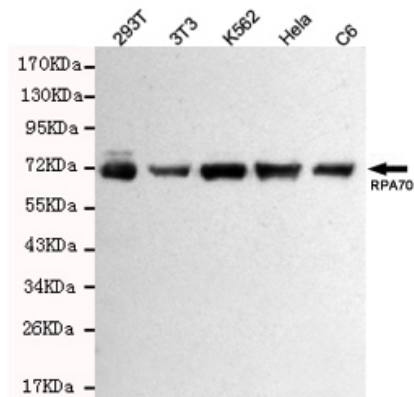
Anti-RPA70 (8C3) Mouse antibody



Catalog Number: 168283



Immunocytochemistry staining of HeLa cells fixed in 1% Paraformaldehyde and using RPA70 mouse mAb (dilution 1:100).



Western blot detection of RPA70 in HeLa,293T,C6,3T3 and K562 cell lysates using RPA70 mouse mAb (1:1000 diluted).Predicted band size:70KDa.Observed band size:70KDa.