

TMX3 antibody



Catalog Number: 116283

Product name

TMX3 antibody

Specificity

Human, Mouse; other species not tested.

Antibody description

TMX3 Rabbit Polyclonal antibody. Positive IHC detected in human testis tissue, human stomach tissue, mouse brain tissue. Positive WB detected in mouse brain tissue. Observed molecular weight by Western-blot: 65 kDa

Preparation

This antibody was obtained by immunization of TMX3 recombinant protein (Accession Number: NM_001350512). Purification method: Antigen affinity purified.

Formulation

PBS with 0.1% sodium azide and 50% glycerol pH 7.3.

Storage

Store at -20°C. DO NOT ALIQUOT

Clonality

Polyclonal

Ig Type

Rabbit IgG

Applications

ELISA, WB, IHC

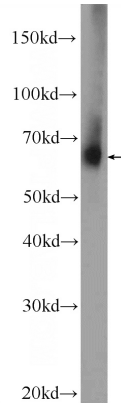
Dilutions

Recommended Dilution:

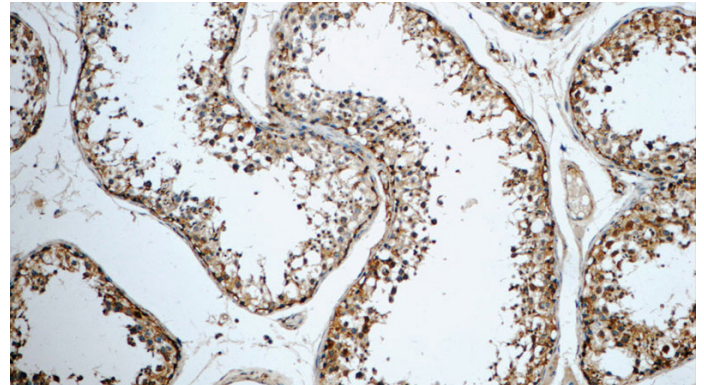
WB: 1:200-1:1000

IHC: 1:20-1:200

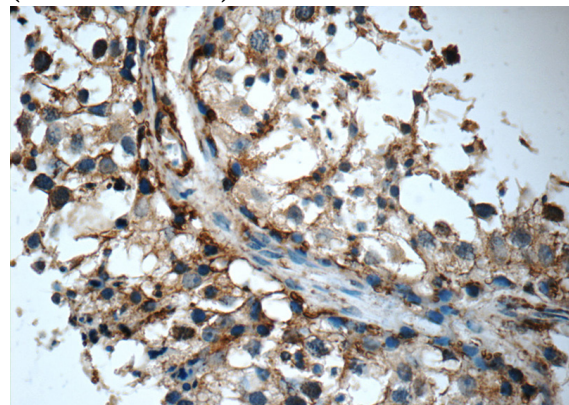
Validations



mouse brain tissue were subjected to SDS PAGE followed by western blot with Catalog No:116283(TM3 Antibody) at dilution of 1:300



Immunohistochemistry of paraffin-embedded human testis tissue slide using Catalog No:116283(TM3 Antibody) at dilution of 1:50 (under 10x lens)



Immunohistochemistry of paraffin-embedded human testis tissue slide using Catalog No:116283(TM3 Antibody) at dilution of 1:50

TMX3 antibody



Catalog Number: 116283

(under 40x lens)