

# KCNK9 Polyclonal Antibody



Catalog Number: 165983

## Product name

KCNK9 Polyclonal Antibody

## Specificity

Human, Mouse, Rat

## Antibody description

Polyclonal antibody to KCNK9

## Preparation

Antigen: A synthetic peptide corresponding to a sequence within amino acids 1-100 of human KCNK9 (NP\_001269463.1).

## Formulation

PBS with 0.02% sodium azide, 50% glycerol, pH7.3.

## Storage

Store at -20°C. Avoid freeze / thaw cycles.

## Clonality

Polyclonal

## Ig Type

Rabbit IgG

## Applications

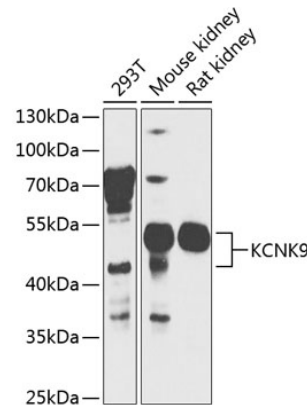
WB, IHC

## Dilutions

WB 1:500 - 1:2000

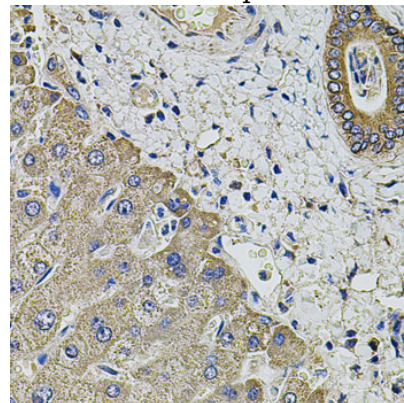
IHC 1:50 - 1:200

## Validations



Western blot - KCNK9 Polyclonal Antibody

Western blot analysis of extracts of various cell lines, using KCNK9 antibody at 1:1000 dilution. Secondary antibody: HRP Goat Anti-Rabbit IgG (H+L) at 1:10000 dilution. Lysates/proteins: 25ug per lane. Blocking buffer: 3% nonfat dry milk in TBST. Detection: ECL Enhanced Kit. Exposure time: 15s.



Immunohistochemistry - KCNK9 Polyclonal Antibody

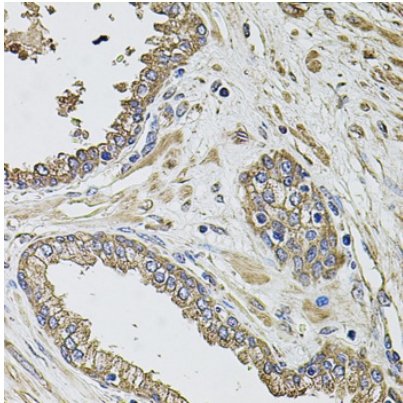
Immunohistochemistry of paraffin-embedded human liver injury using KCNK9 antibody at dilution of 1:100 (40x lens).

# KCNK9 Polyclonal Antibody



Catalog Number: 165983

---



Immunohistochemistry - KCNK9 Polyclonal Antibody

Immunohistochemistry of paraffin-embedded human prostate using KCNK9 antibody at dilution of 1:100 (40x lens).