

PNPO antibody

Catalog Number: 113983

Product name

PNPO antibody

Immunogen

[Human PNPO Recombinant protein \(GST tag\)](#)

Specificity

Human, Mouse, Rat; other species not tested.

Antibody description

PNPO Rabbit Polyclonal antibody. Positive IHC detected in human liver tissue. Positive IF detected in Hela cells. Positive WB detected in MCF7 cells, human brain tissue, human heart tissue, human liver tissue. Observed molecular weight by Western-blot: 30kd

Preparation

This antibody was obtained by immunization of PNPO recombinant protein (Accession Number: NM_018129). Purification method: Antigen affinity purified.

Formulation

PBS with 0.02% sodium azide and 50% glycerol pH 7.3.

Storage

Store at -20°C. DO NOT ALIQUOT

Clonality

Polyclonal

Ig Type

Rabbit IgG

Applications

ELISA, WB, IHC, IF

Dilutions


Recommended Dilution:

WB: 1:500-1:5000

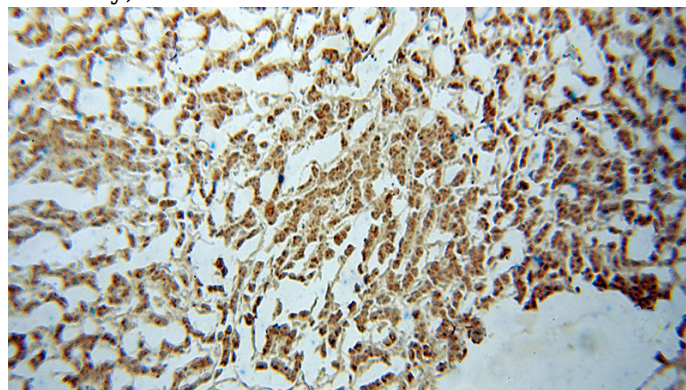
IHC: 1:20-1:200

IF: 1:10-1:100

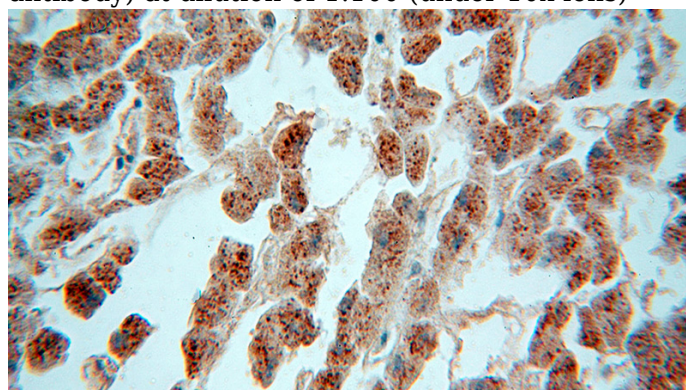
Validations



MCF7 cells were subjected to SDS PAGE followed by western blot with Catalog No:113983(PNPO antibody) at dilution of 1:500



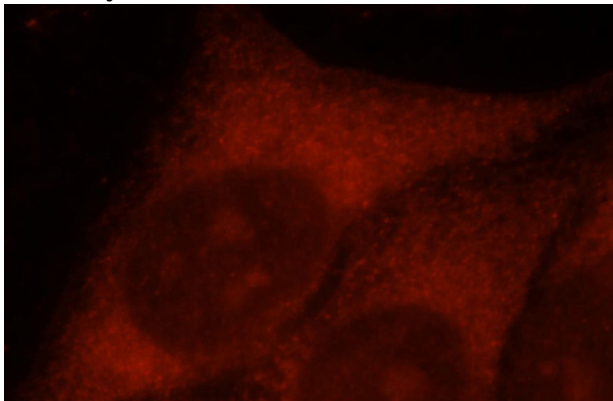
Immunohistochemical of paraffin-embedded human liver using Catalog No:113983(PNPO antibody) at dilution of 1:100 (under 10x lens)



PNPO antibody

Catalog Number: 113983

Immunohistochemical of paraffin-embedded human liver using Catalog No:113983(PNPO antibody) at dilution of 1:100 (under 40x lens)



Immunofluorescent analysis of Hela cells, using PNPO antibody Catalog No:113983 at 1:25 dilution and Rhodamine-labeled goat anti-rabbit IgG (red).