

PSMC3 Polyclonal Antibody



Catalog Number: 161583

Product name

PSMC3 Polyclonal Antibody

Specificity

Human

Antibody description

Polyclonal antibody to PSMC3

Preparation

Antigen: Recombinant fusion protein containing a sequence corresponding to amino acids 1-180 of human PSMC3 (NP_002799.3).

Formulation

PBS with 0.02% sodium azide, 50% glycerol, pH7.3.

Storage

Store at -20°C. Avoid freeze / thaw cycles.

Clonality

Polyclonal

Ig Type

Rabbit IgG

Applications

WB, IF, IP


Dilutions

WB 1:500 - 1:2000

IF 1:50 - 1:200

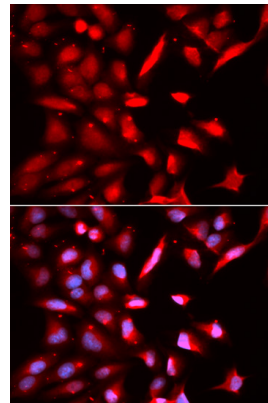
IP 1:50 - 1:100

Validations



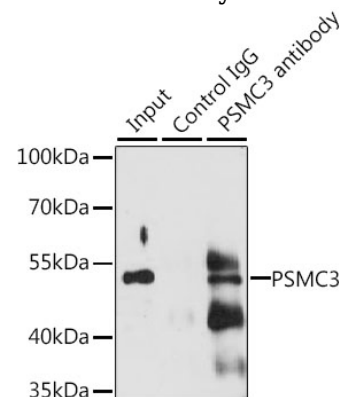
Western blot - PSMC3 Polyclonal Antibody

Western blot analysis of extracts of various cell lines, using PSMC3 antibody at 1:1000 dilution. Secondary antibody: HRP Goat Anti-Rabbit IgG (H+L) at 1:10000 dilution. Lysates/proteins: 25ug per lane. Blocking buffer: 3% nonfat dry milk in TBST.



Immunofluorescence - PSMC3 Polyclonal Antibody

Immunofluorescence analysis of U2OS cells using PSMC3 antibody. Blue: DAPI for nuclear staining.



Immunoprecipitation - PSMC3 Polyclonal Antibody

PSMC3 Polyclonal Antibody



Catalog Number: 161583

Immunoprecipitation analysis of 200ug extracts of Jurkat cells, using 3 ug PSMC3 antibody . Western blot was performed from the immunoprecipitate using PSMC3 antibody at a dilution of 1:1000.