

Anti-SOX2 (2A10) Mouse antibody



Catalog Number: 168183

Product name

Anti-SOX2 (2A10) Mouse antibody

Specificity

Mouse

Antibody description

SOX2 (2A10) Mouse monoclonal antibody

Preparation

Antigen: Purified recombinant mouse Sox2 protein fragments expressed in E.coli

Formulation

Purified mouse monoclonal in buffer containing 0.1M Tris-Glycine (pH 7.4 150 mM NaCl) with 0.02% sodium azide 50% glycerol

Storage

Store at 4°C short term. Store at -20°C long term. Avoid freeze / thaw cycle.

Clonality

Monoclonal

Ig Type

Mouse IgG1

Applications

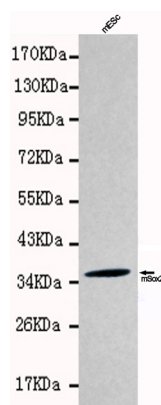
WB, FC, ICC/IF

Dilutions

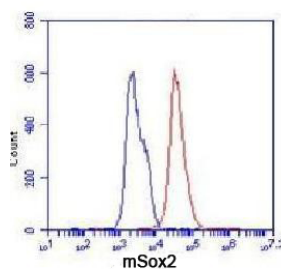
WB: 1/1000

;ICC: 1/150;Other 1/1000


Validations



Western blot detection of Sox2 in mES cell lysates using Sox2 antibody(1:1000 diluted).Predicted band size:35KDa,Observed band size:35KDa.Kindly provided by Dr. Qintong Li at the College of Life Sciences, Sichuan University



Flow Cytometry analysis of F9 cells stained with Sox2 (red, 1/100 dilution), followed by FITC-conjugated goat anti-mouse IgG. Blue line histogram represents the isotype control, normal



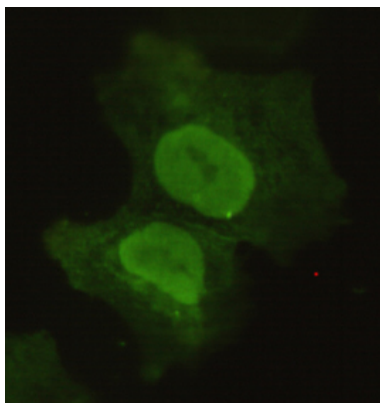
mouse IgG.

Western blot detection of Sox2 in F9 cell lysates using Sox2 mouse mAb (1:1000 diluted).Predicted band size:35KDa.Observed band size:35KDa.

Anti-SOX2 (2A10) Mouse antibody



Catalog Number: 168183



Immunocytochemistry of COS7 cells using anti-Sox2 mouse mAb diluted 1:150.