

Nidogen 2 antibody



Catalog Number: 113183

Product name

Nidogen 2 antibody

Specificity

Human, Mouse, Rat; other species not tested.

Antibody description

Nidogen 2 Rabbit Polyclonal antibody. Positive WB detected in human placenta tissue, human heart tissue. Positive IHC detected in human kidney tissue. Observed molecular weight by Western-blot: 200kd

Preparation

This antibody was obtained by immunization of Nidogen 2 recombinant protein (Accession Number: BC035608). Purification method: Antigen affinity purified.

Formulation

PBS with 0.02% sodium azide and 50% glycerol pH 7.3.

Storage

Store at -20°C. DO NOT ALIQUOT

Clonality

Polyclonal

Ig Type

Rabbit IgG

Applications

ELISA, WB, IHC


Dilutions

Recommended Dilution:

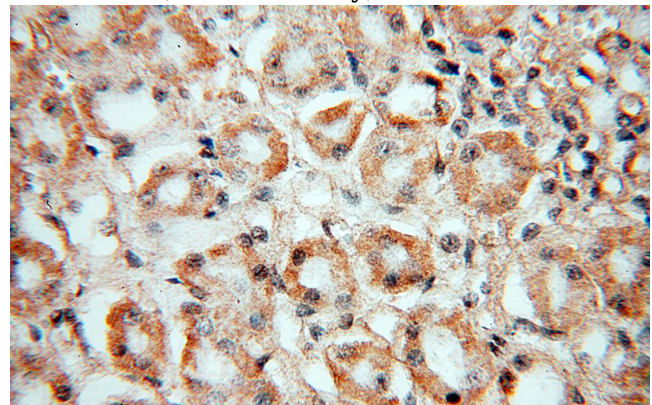
WB: 1:200-1:2000

IHC: 1:20-1:200

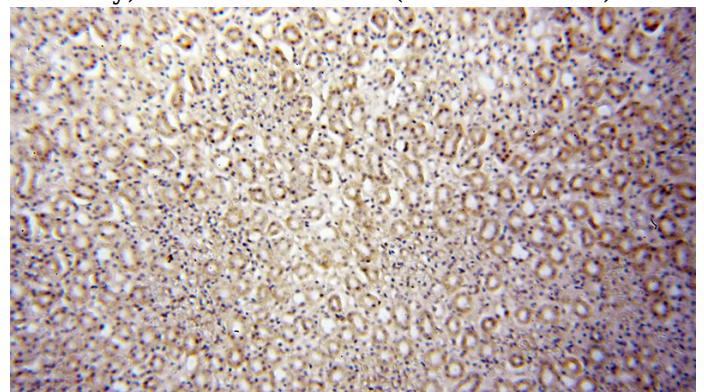
Validations



human placenta tissue were subjected to SDS PAGE followed by western blot with Catalog No:113183(NID2 antibody) at dilution of 1:400



Immunohistochemical of paraffin-embedded human kidney using Catalog No:113183(NID2 antibody) at dilution of 1:50 (under 40x lens)



Immunohistochemical of paraffin-embedded human kidney using Catalog No:113183(NID2 antibody) at dilution of 1:50 (under 10x lens)