

ALR antibody

Catalog Number: 107883

Product name

ALR antibody

WB: 1:200-1:2000

IP: 1:500-1:5000

Specificity


Human, Mouse, Rat; other species not tested.

IHC: 1:20-1:200

Antibody description

ALR Rabbit Polyclonal antibody. Positive IHC detected in human colon cancer tissue, human liver tissue, human testis tissue. Positive WB detected in A375 cells, A431 cells, mouse liver tissue, rat liver tissue. Positive IP detected in mouse liver tissue. Observed molecular weight by Western-blot: 23-25 kDa

Validations



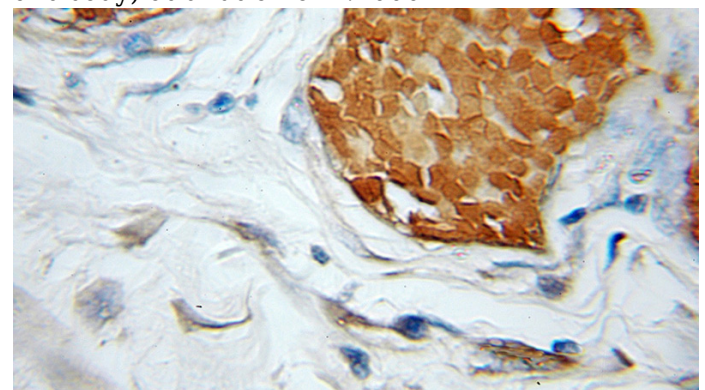
Preparation

This antibody was obtained by immunization of ALR recombinant protein (Accession Number: BC028348). Purification method: Antigen affinity purified.

A375 cells were subjected to SDS PAGE followed by western blot with Catalog No:107883(GFER antibody) at dilution of 1:1000

Formulation

PBS with 0.1% sodium azide and 50% glycerol pH 7.3.



Storage

Store at -20°C. DO NOT ALIQUOT

Clonality

Polyclonal

Immunohistochemical of paraffin-embedded human colon cancer using Catalog No:107883(GFER antibody) at dilution of 1:100 (under 10x lens)

Ig Type

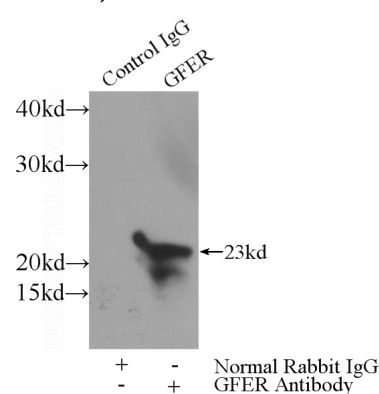
Rabbit IgG

Applications

ELISA, WB, IHC, IP

Dilutions

Recommended Dilution:



ALR antibody



Catalog Number: 107883

IP Result of anti-GFER (IP:Catalog No:107883,

3ug; Detection:Catalog No:107883 1:1000) with mouse liver tissue lysate 4000ug.