

# PAICS Polyclonal Antibody



Catalog Number: 164883

## Product name

PAICS Polyclonal Antibody

## Specificity

Human, Mouse, Rat

## Antibody description

Polyclonal antibody to PAICS

## Preparation

Antigen: Recombinant fusion protein containing a sequence corresponding to amino acids 176-425 of human PAICS (NP\_001072992.1).

## Formulation

PBS with 0.02% sodium azide, 50% glycerol, pH7.3.

## Storage

Store at -20°C. Avoid freeze / thaw cycles.

## Clonality

Polyclonal

## Ig Type

Rabbit IgG

## Applications

WB, IHC, IF

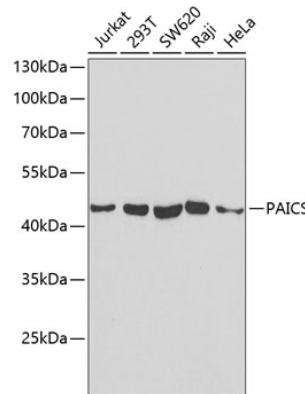
## Dilutions

WB 1:500 - 1:2000

IHC 1:50 - 1:200

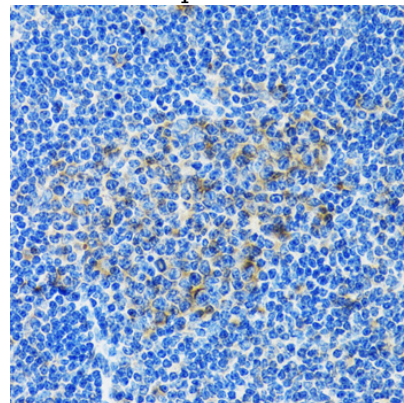
IF 1:10 - 1:100

## Validations



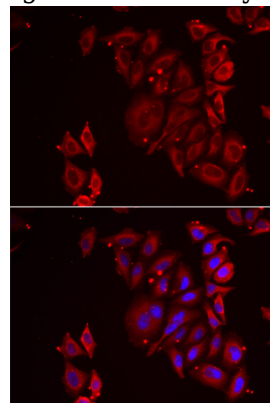
Western blot - PAICS Polyclonal Antibody

Western blot analysis of extracts of various cell lines, using PAICS antibody at 1:1000 dilution. Secondary antibody: HRP Goat Anti-Rabbit IgG (H+L) at 1:10000 dilution. Lysates/proteins: 25ug per lane. Blocking buffer: 3% nonfat dry milk in TBST. Detection: ECL Basic Kit. Exposure time: 30s.



Immunohistochemistry - PAICS Polyclonal Antibody

Immunohistochemistry of paraffin-embedded rat spleen using PAICS antibody at dilution of 1:100



(40x lens).

# PAICS Polyclonal Antibody



Catalog Number: 164883

---

Immunofluorescence - PAICS Polyclonal Antibody

Immunofluorescence analysis of U2OS cells using PAICS antibody . Blue: DAPI for nuclear staining.