

# Anti-HPRT (1E9) Mouse antibody



Catalog Number: 168483

## Product name

Anti-HPRT (1E9) Mouse antibody

## Specificity

Human

## Antibody description

HPRT (1E9) Mouse monoclonal antibody

## Preparation

Antigen: Purified recombinant fragment of human HPRT1 (AA: FULL(1-218)) expressed in E. Coli.

## Formulation

Purified antibody in PBS with 0.05% sodium azide.

## Storage

Store at 4°C short term. Store at -20°C long term. Avoid freeze / thaw cycle.

## Clonality

Monoclonal

## Ig Type

Mouse IgG1

## Applications

WB, IHC-P, FC

## Dilutions

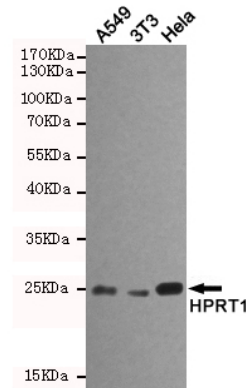
WB: 1/500 - 1/2000

IHC: 1/200 - 1/1000

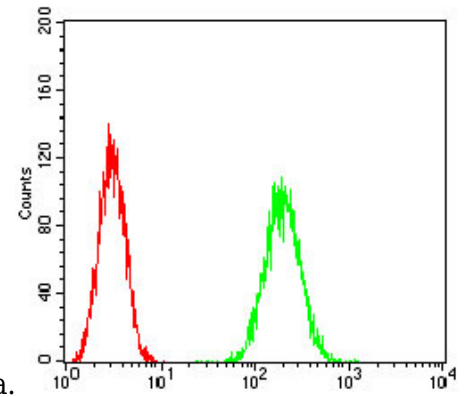
FC: 1/200 - 1/400

ELISA: 1/10000

## Validations

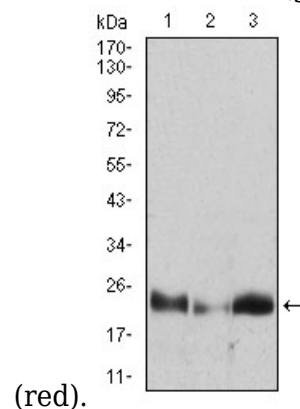


Western blot detection of HPRT1 in A549, 3T3 and HeLa cell lysates using HPRT1 mouse mAb (1:1000 diluted). Predicted band size: 25KDa. Observed



band size: 25KDa.

Flow cytometric analysis of HeLa cells using HPRT1 mouse mAb (green) and negative control



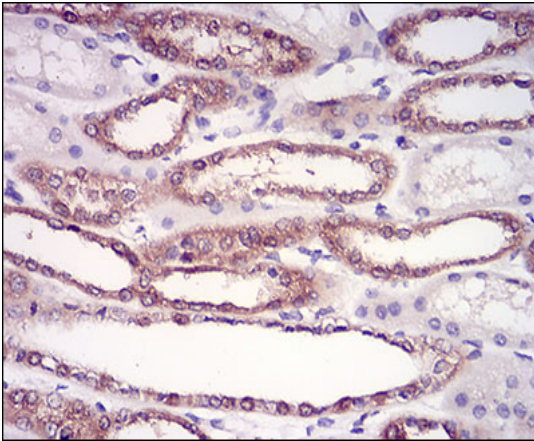
(red).

Western blot analysis using HPRT1 mouse mAb against HeLa (1), A431 (2), A549 (3) cell lysate.

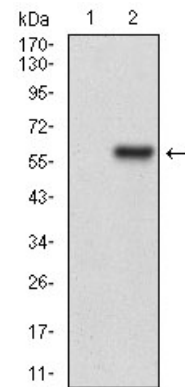
# Anti-HPRT (1E9) Mouse antibody



Catalog Number: 168483



Immunohistochemical analysis of paraffin-embedded kidney tissues using HPRT1 mouse



mAb with DAB staining.

Western blot analysis using HPRT1 mAb against HEK293 (1) and HPRT1 (AA: FULL(1-218))-hIgGfc transfected HEK293 (2) cell lysate.