

TUB antibody

Catalog Number: 116483

Product name

TUB antibody

WB: 1:500-1:5000

IP: 1:500-1:5000

Specificity


Human, Mouse, Rat; other species not tested.

IHC: 1:20-1:200

Antibody description

TUB Rabbit Polyclonal antibody. Positive IHC detected in human brain tissue. Positive WB detected in mouse brain tissue, mouse uterus tissue, Neuro-2a cells, rat brain tissue. Positive IP detected in mouse brain tissue. Observed molecular weight by Western-blot: 56 kDa, 62-67 kDa

Validations



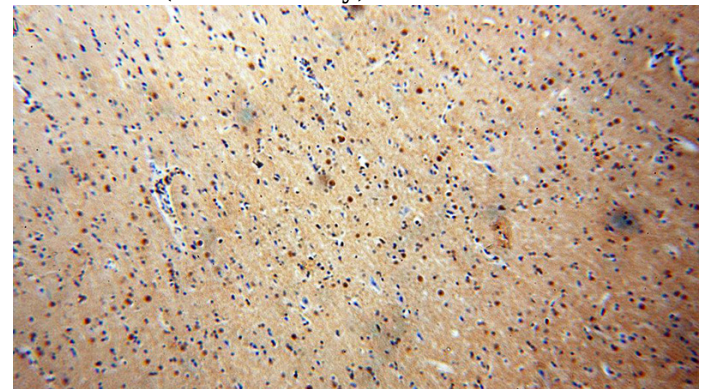
Preparation

This antibody was obtained by immunization of TUB recombinant protein (Accession Number: NM_003320). Purification method: Antigen affinity purified.

mouse brain tissue were subjected to SDS PAGE followed by western blot with Catalog No:116483(TUB antibody) at dilution of 1:1000

Formulation

PBS with 0.02% sodium azide and 50% glycerol pH 7.3.



Storage

Store at -20°C. DO NOT ALIQUOT

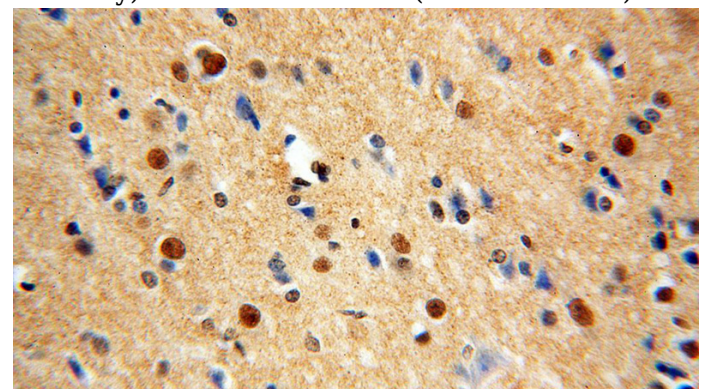
Clonality

Polyclonal

Immunohistochemical of paraffin-embedded human brain using Catalog No:116483(TUB antibody) at dilution of 1:100 (under 10x lens)

Ig Type

Rabbit IgG



Applications

ELISA, WB, IHC, IP

Dilutions

Recommended Dilution:

Immunohistochemical of paraffin-embedded

TUB antibody

Catalog Number: 116483

human brain using Catalog No:116483(TUB antibody) at dilution of 1:100 (under 40x lens)

IP Result of anti-TUB (IP:Catalog No:116483, 4ug; Detection:Catalog No:116483 1:1000) with mouse brain tissue lysate 3680ug.

