

CCT4 antibody

Catalog Number: 109083

Product name

CCT4 antibody

Specificity

human, mouse, rat; other species not tested.

Antibody description

CCT4 Rabbit Polyclonal antibody. Positive WB detected in HeLa cells, mouse heart tissue. Positive IHC detected in human liver cancer. Observed molecular weight by Western-blot: 58-60kd

Preparation

This antibody was obtained by immunization of CCT4 recombinant protein (Accession Number: NM_006430). Purification method: Antigen affinity purified.

Formulation

PBS with 0.02% sodium azide and 50% glycerol pH 7.3.

Storage

Store at -20°C. DO NOT ALIQUOT

Clonality

Polyclonal

Ig Type

Rabbit IgG

Applications

ELISA, WB, IHC


Dilutions

Recommended Dilution:

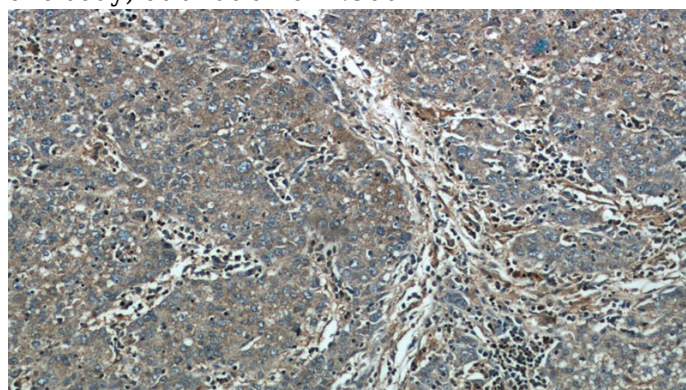
WB: 1:200-1:2000

IHC: 1:20-1:200

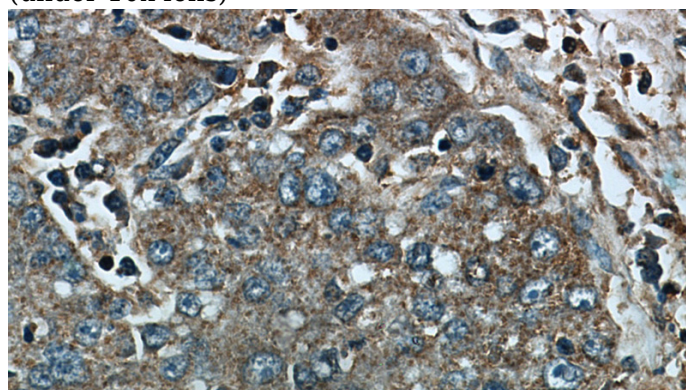
Validations



HeLa cells were subjected to SDS PAGE followed by western blot with Catalog No:109083(CCT4 antibody) at dilution of 1:500



Immunohistochemical of paraffin-embedded human liver cancer using Catalog No:109083(CCT4 antibody) at dilution of 1:50 (under 10x lens)



Immunohistochemical of paraffin-embedded human liver cancer using Catalog No:109083(CCT4 antibody) at dilution of 1:50

CCT4 antibody



Catalog Number: 109083

(under 40x lens)