

PPARA antibody

Catalog Number: 114083

Product name

PPARA antibody

IP: 1:200-1:1000

IHC: 1:20-1:200


Specificity

Human, Mouse, Rat; other species not tested.

Validations

Antibody description

PPARA Rabbit Polyclonal antibody. Positive IHC detected in human skeletal muscle tissue. Positive WB detected in U-937 cells, HepG2 cells, MCF7 cells, mouse skeletal muscle tissue, NIH/3T3 cells. Positive IP detected in U-937 cells. Observed molecular weight by Western-blot: 52-55 kDa



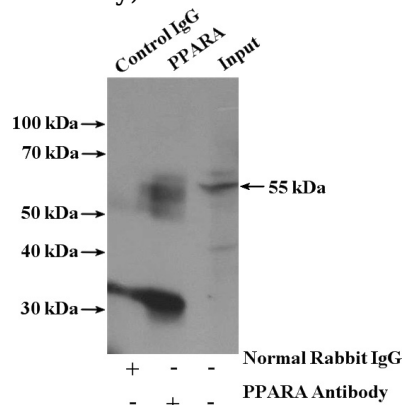
Preparation

This antibody was obtained by immunization of PPARA recombinant protein (Accession Number: BC000052). Purification method: Antigen affinity purified.

U-937 cells were subjected to SDS PAGE followed by western blot with Catalog No:114083(PPARA antibody) at dilution of 1:100

Formulation

PBS with 0.02% sodium azide and 50% glycerol pH 7.3.



Storage

Store at -20°C. DO NOT ALIQUOT

IP Result of anti-PPARA (IP:Catalog No:114083, 4ug; Detection:Catalog No:114083 1:300) with U-937 cells lysate 4000ug.

Clonality

Polyclonal

Ig Type

Rabbit IgG

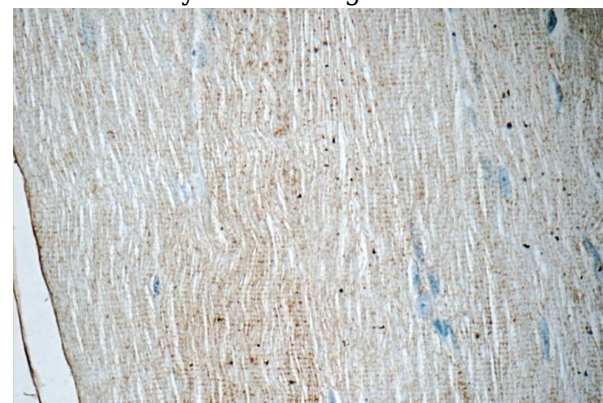
Applications

ELISA, WB, IHC, IP

Dilutions

Recommended Dilution:

WB: 1:200-1:1000



Immunohistochemistry of paraffin-embedded human skeletal muscle tissue slide using Catalog

PPARA antibody



Catalog Number: 114083

No:114083(PPARA Antibody) at dilution of 1:50 (under 40x lens)