

PFKP antibody

Catalog Number: 113773

Product name

PFKP antibody

Specificity

Human, Mouse, Rat; other species not tested.

Antibody description

PFKP Rabbit Polyclonal antibody. Positive IF detected in BxPC-3 cells. Positive IHC detected in human spleen tissue, human heart tissue, human lung cancer tissue. Positive WB detected in mouse heart tissue, BxPC-3 cells, HEK-293 cells, HeLa cells, human heart tissue, Jurkat cells, mouse skeletal muscle tissue. Positive IP detected in mouse heart tissue. Observed molecular weight by Western-blot: 86 kDa

Preparation

This antibody was obtained by immunization of PFKP recombinant protein (Accession Number: NM_002627). Purification method: Antigen affinity purified.

Formulation

PBS with 0.02% sodium azide and 50% glycerol pH 7.3.

Storage

Store at -20°C. DO NOT ALIQUOT

Clonality

Polyclonal

Ig Type

Rabbit IgG

Applications

ELISA, WB, IHC, IF, IP

Dilutions

Recommended Dilution:


WB: 1:500-1:5000

IP: 1:500-1:5000

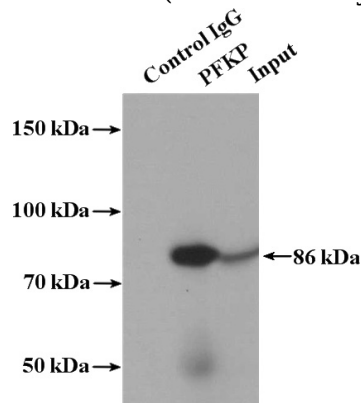
IHC: 1:20-1:200

IF: 1:10-1:100

Validations



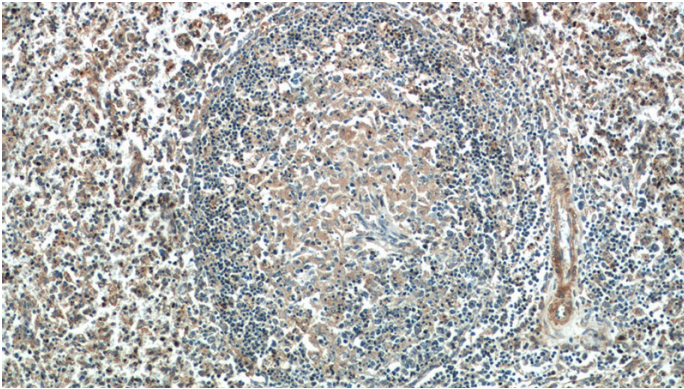
mouse heart tissue were subjected to SDS PAGE followed by western blot with Catalog No:113773(PFKP antibody) at dilution of 1:1500



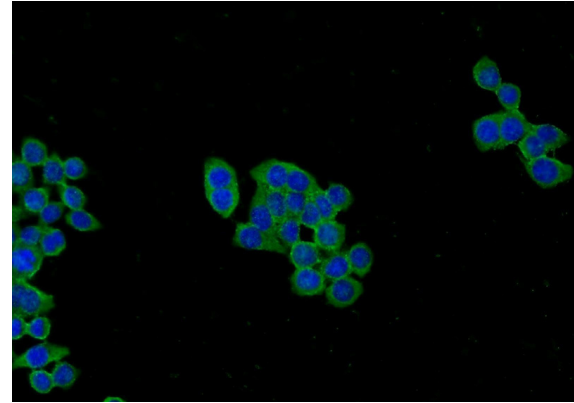
IP Result of anti-PFKP (IP:Catalog No:113773, 4ug; Detection:Catalog No:113773 1:1000) with mouse heart tissue lysate 4000ug.

PFKP antibody

Catalog Number: 113773



Immunohistochemistry of paraffin-embedded human spleen tissue slide using Catalog No:113773(PFKP Antibody) at dilution of 1:50 (under 40x lens)



Immunofluorescent analysis of BxPC-3 cells using Catalog No:113773(PFKP Antibody) at dilution of 1:25 and Alexa Fluor 488-conjugated AffiniPure Goat Anti-Rabbit IgG(H+L)

Immunohistochemistry of paraffin-embedded human spleen tissue slide using Catalog No:113773(PFKP Antibody) at dilution of 1:50 (under 10x lens)

