

ASTN2 antibody

Catalog Number: 108273

Product name

ASTN2 antibody

Specificity

Human, Mouse, Rat; other species not tested.

Antibody description

ASTN2 Rabbit Polyclonal antibody. Positive IHC detected in human brain tissue. Positive WB detected in HepG2 cells. Observed molecular weight by Western-blot: 148 kDa

Preparation

This antibody was obtained by immunization of ASTN2 recombinant protein (Accession Number: NM_198186). Purification method: Antigen affinity purified.

Formulation

PBS with 0.1% sodium azide and 50% glycerol pH 7.3.

Storage

Store at -20°C. DO NOT ALIQUOT

Clonality

Polyclonal

Ig Type

Rabbit IgG

Applications

ELISA, WB, IHC


Dilutions

Recommended Dilution:

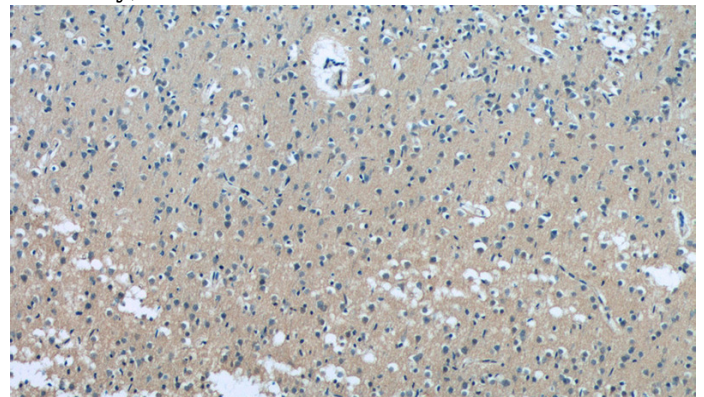
WB: 1:200-1:1000

IHC: 1:20-1:200

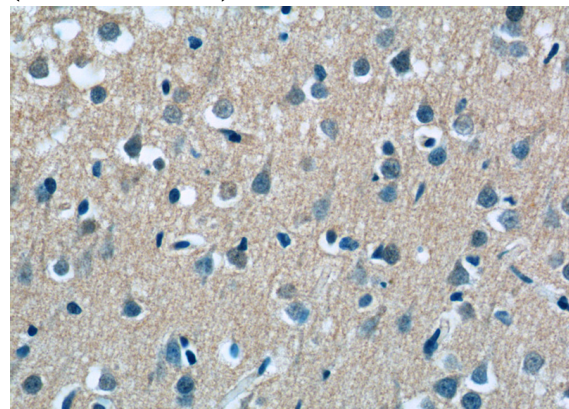
Validations



HepG2 cells were subjected to SDS PAGE followed by western blot with Catalog No:108273(ASTN2 Antibody) at dilution of 1:300



Immunohistochemistry of paraffin-embedded human brain tissue slide using Catalog No:108273(ASTN2 Antibody) at dilution of 1:50 (under 10x lens)



Immunohistochemistry of paraffin-embedded human brain tissue slide using Catalog No:108273(ASTN2 Antibody) at dilution of 1:50 (under 40x lens)