

IDH1 antibody

Catalog Number: 107273

Product name

IDH1 antibody

IHC: 1:20-1:200

IF: 1:50-1:500


Specificity

Human; other species not tested.

Validations

Antibody description

IDH1 Mouse Monoclonal antibody. Positive WB detected in MCF-7 cells, HepG2 cells. Positive IF detected in HepG2 cells. Positive IHC detected in human pancreas tissue, human gliomas tissue. Observed molecular weight by Western-blot: 46 kDa



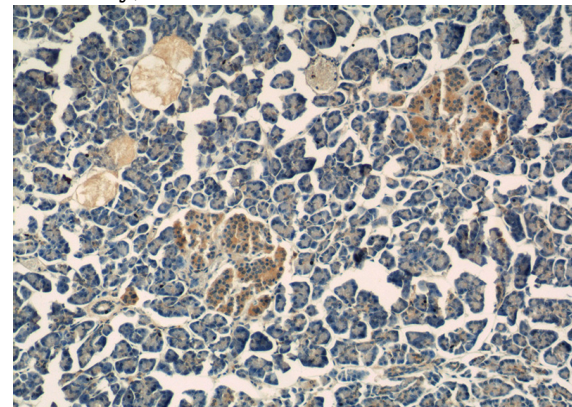
Preparation

This antibody was obtained by immunization of IDH1 recombinant protein (Accession Number: NM_005896). Purification method: Protein G purified.

MCF-7 cells were subjected to SDS PAGE followed by western blot with Catalog No:107273(IDH1 Antibody) at dilution of 1:1000

Formulation

PBS with 0.02% sodium azide and 50% glycerol pH 7.3.



Storage

Store at -20°C. DO NOT ALIQUOT

Clonality

Monoclonal

Immunohistochemistry of paraffin-embedded human pancreas tissue slide using Catalog No:107273(IDH1 Antibody) at dilution of 1:200 (under 10x lens)

Ig Type

Mouse IgG1

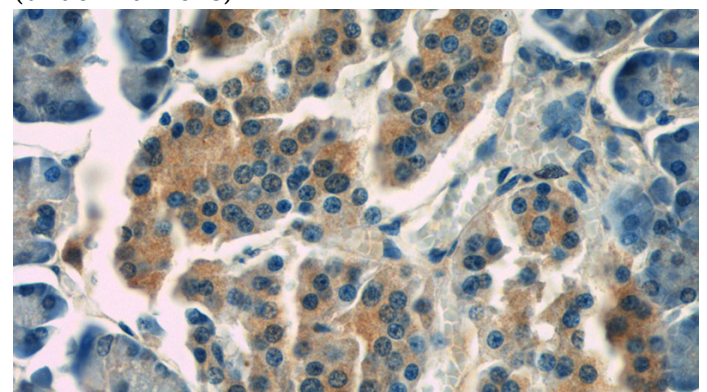
Applications

ELISA, WB, IHC, IF

Dilutions

Recommended Dilution:

WB: 1:500-1:5000



Immunohistochemistry of paraffin-embedded

IDH1 antibody



Catalog Number: 107273

human pancreas tissue slide using Catalog

No:107273(IDH1 Antibody) at dilution of 1:200
(under 40x lens)