

FMO5-specific antibody

Catalog Number: 106973

Product name

FMO5-specific antibody

Specificity

Human, Mouse; other species not tested.

Antibody description

FMO5-specific Rabbit Polyclonal antibody. Positive IHC detected in human breast cancer tissue, human liver tissue. Positive WB detected in multi-cells. Observed molecular weight by Western-blot: 61 kDa

Preparation

This antibody was obtained by immunization of Peptide (Accession Number: NM_001461). Purification method: Antigen affinity purified.

Formulation

PBS with 0.1% sodium azide and 50% glycerol pH 7.3.

Storage

Store at -20°C. DO NOT ALIQUOT

Clonality

Polyclonal

Ig Type

Rabbit IgG

Applications

ELISA, IHC, WB

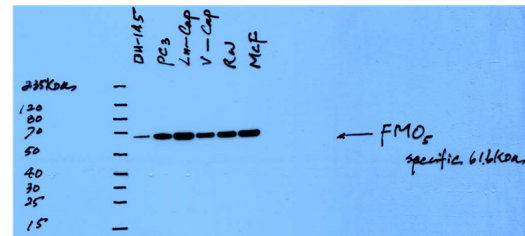
Dilutions

Recommended Dilution:

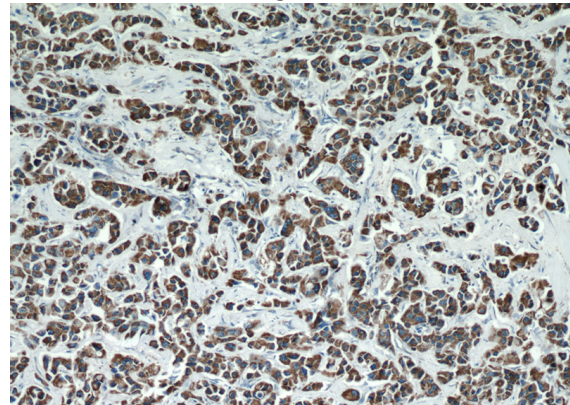
WB: 1:200-1:2000

IHC: 1:20-1:200

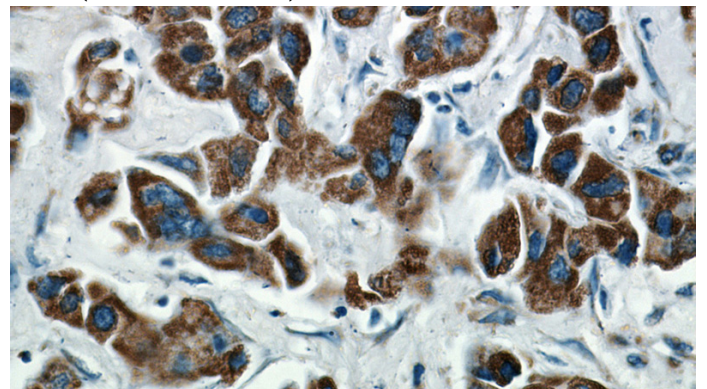
Validations



WB result of Catalog No:110731 from Dr.Soorj.



Immunohistochemical of paraffin-embedded human breast cancer using Catalog No:110731(FM05-specific antibody) at dilution of 1:50 (under 10x lens)



Immunohistochemical of paraffin-embedded human breast cancer using Catalog No:110731(FM05-specific antibody) at dilution of 1:50 (under 40x lens)