

# UNC13D/Munc13-4 antibody



Catalog Number: 116573

## Product name

UNC13D/Munc13-4 antibody

WB: 1:500-1:5000

IP: 1:200-1:1000

## Specificity


Human, Mouse, Rat; other species not tested.

IHC: 1:20-1:200

## Antibody description

UNC13D/Munc13-4 Rabbit Polyclonal antibody. Positive WB detected in Jurkat cells, human placenta tissue. Positive IP detected in Jurkat cells. Positive IHC detected in human spleen tissue, human kidney tissue, human lung tissue, human testis tissue. Observed molecular weight by Western-blot: 120 kDa

## Validations



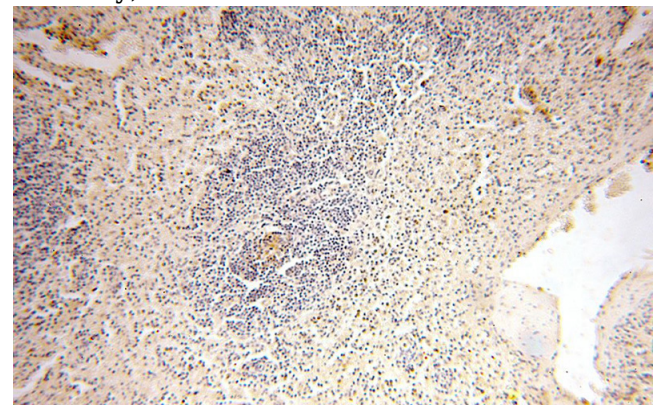
## Preparation

This antibody was obtained by immunization of UNC13D/Munc13-4 recombinant protein (Accession Number: NM\_199242). Purification method: Antigen affinity purified.

Jurkat cells were subjected to SDS PAGE followed by western blot with Catalog No:116573(UNC13D antibody) at dilution of 1:300

## Formulation

PBS with 0.02% sodium azide and 50% glycerol pH 7.3.



## Storage

Store at -20°C. DO NOT ALIQUOT

## Clonality

Polyclonal

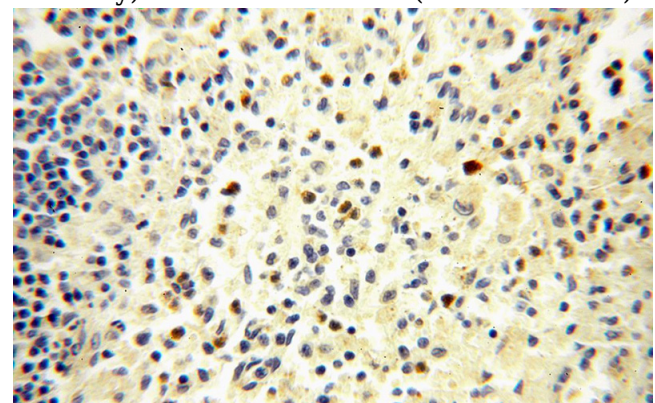
Immunohistochemical of paraffin-embedded human spleen using Catalog No:116573(UNC13D antibody) at dilution of 1:100 (under 10x lens)

## Ig Type

Rabbit IgG

## Applications

ELISA, WB, IHC, IP



## Dilutions

Recommended Dilution:

# UNC13D/Munc13-4 antibody

Catalog Number: 116573

Immunohistochemical of paraffin-embedded human spleen using Catalog No:116573(UNC13D antibody) at dilution of 1:100 (under 40x lens)

IP Result of anti-UNC13D (IP:Catalog No:116573, 5ug; Detection:Catalog No:116573 1:300) with Jurkat cells lysate 2400ug.

