

FAM158A antibody



Catalog Number: 110573

Product name

FAM158A antibody

Immunogen

[Human FAM158A Recombinant protein \(His tag\)](#)

Specificity

Human; other species not tested.

Antibody description

FAM158A Rabbit Polyclonal antibody. Positive WB detected in HEK-293 cells. Positive IHC detected in human pancreas tissue. Positive IF detected in HEK-293 cells. Observed molecular weight by Western-blot: 23 kDa

Preparation

This antibody was obtained by immunization of FAM158A recombinant protein (Accession Number: XM_005267721). Purification method: Antigen Affinity purified.

Formulation

PBS with 0.02% sodium azide and 50% glycerol pH 7.3.

Storage

Store at -20°C. DO NOT ALIQUOT

Clonality

Polyclonal

Ig Type

Rabbit IgG

Applications

ELISA, WB, IHC, IF

Dilutions

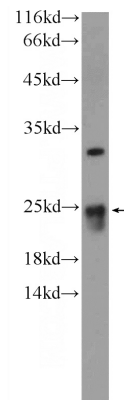
Recommended Dilution:

WB: 1:200-1:1000

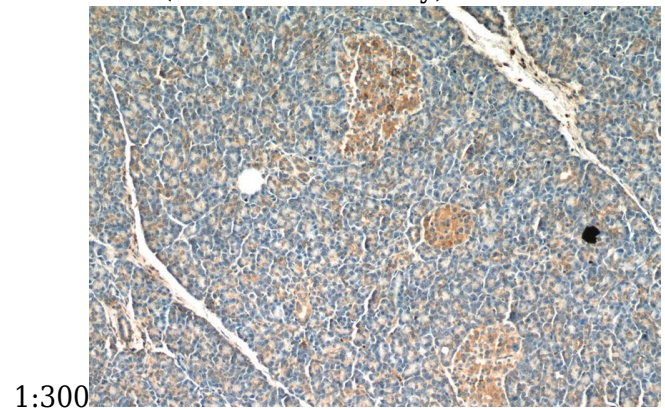
IHC: 1:20-1:200

IF: 1:20-1:200

Validations



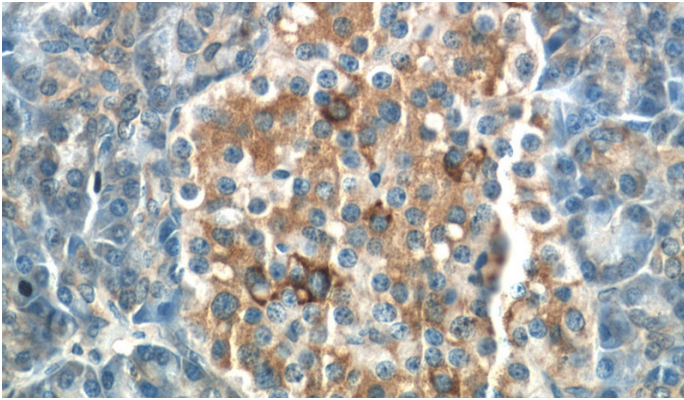
HEK-293 cells were subjected to SDS PAGE followed by western blot with Catalog No:110573(FAM158A Antibody) at dilution of



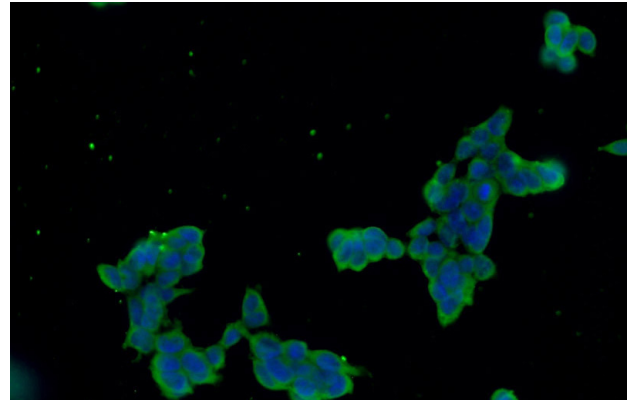
Immunohistochemistry of paraffin-embedded human pancreas tissue slide using Catalog No:110573(FAM158A Antibody) at dilution of 1:50 (under 10x lens)

FAM158A antibody

Catalog Number: 110573



Immunohistochemistry of paraffin-embedded human pancreas tissue slide using Catalog No:110573(FAM158A Antibody) at dilution of 1:50 (under 40x lens)



Immunofluorescent analysis of HEK-293 cells using Catalog No:110573(FAM158A Antibody) at dilution of 1:50 and Alexa Fluor 488-conjugated AffiniPure Goat Anti-Rabbit IgG(H+L)