

Aurora B antibody



Catalog Number: 107073

Product name

Aurora B antibody

IHC: 1:20-1:200

Specificity

Human, Mouse; other species not tested.

Antibody description

Aurora B Mouse Monoclonal antibody. Positive IHC detected in human lymphoma tissue. Positive WB detected in HeLa cells, mouse thymus tissue. Observed molecular weight by Western-blot: 39-45 kDa

Preparation

This antibody was obtained by immunization of Aurora B recombinant protein (Accession Number: BC013300). Purification method: Protein A purified.

Formulation

PBS with 0.1% sodium azide and 50% glycerol pH 7.3.

Storage

Store at -20°C. DO NOT ALIQUOT

Clonality

Monoclonal

Ig Type

Mouse IgG2b

Applications

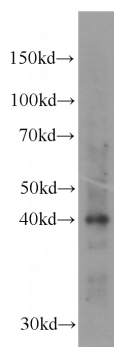
ELISA, WB, IHC

Dilutions

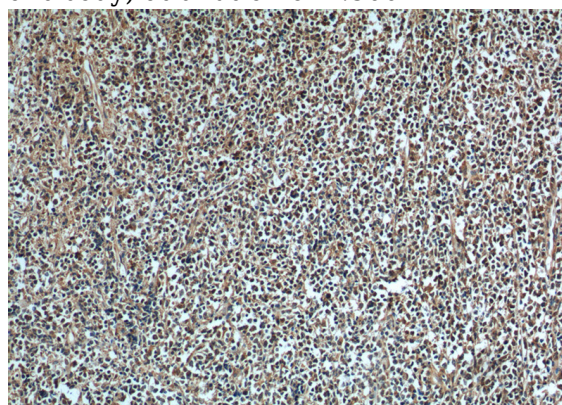
Recommended Dilution:

WB: 1:200-1:2000

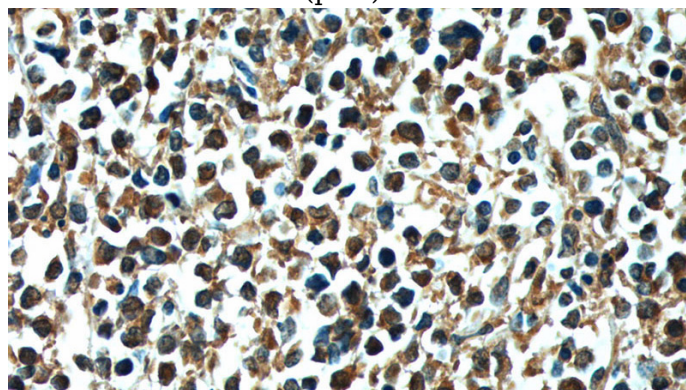
Validations



HeLa cells were subjected to SDS PAGE followed by western blot with Catalog No:107073(AURKB antibody) at dilution of 1:500



Immunohistochemistry of paraffin-embedded human lymphoma tissue slide using Catalog No:107073(AURKB Antibody) at dilution of 1:200 (under 10x lens). heat mediated antigen retrieved with Tris-EDTA buffer(pH9).



Immunohistochemistry of paraffin-embedded human lymphoma tissue slide using Catalog

Aurora B antibody



Catalog Number: 107073

No:107073(AURKB Antibody) at dilution of 1:200

(under 40x lens). heat mediated antigen retrieved with Tris-EDTA buffer(pH9).