

# RNF7 antibody

Catalog Number: 114763

## Product name

RNF7 antibody

WB: 1:200-1:2000

IP: 1:200-1:2000

## Specificity


Human, Mouse, Rat; other species not tested.

IF: 1:10-1:100

## Antibody description

RNF7 Rabbit Polyclonal antibody. Positive IP detected in mouse heart tissue. Positive WB detected in human liver tissue, human heart tissue, human skeletal muscle tissue, human testis tissue. Positive IF detected in HepG2 cells. Observed molecular weight by Western-blot: 13 kDa

## Validations



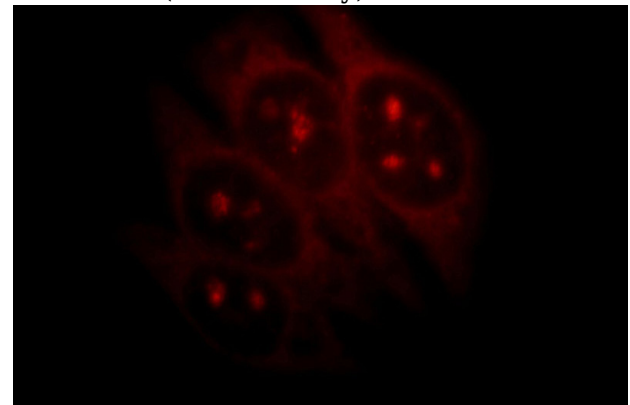
## Preparation

This antibody was obtained by immunization of RNF7 recombinant protein (Accession Number: NM\_014245). Purification method: Antigen affinity purified.

human liver tissue were subjected to SDS PAGE followed by western blot with Catalog No:114763(SAG antibody) at dilution of 1:500

## Formulation

PBS with 0.02% sodium azide and 50% glycerol pH 7.3.



## Storage

Store at -20°C. DO NOT ALIQUOT

## Clonality

Polyclonal

Immunofluorescent analysis of HepG2 cells, using RNF7 antibody Catalog No:114763 at 1:25 dilution and Rhodamine-labeled goat anti-rabbit

## Ig Type

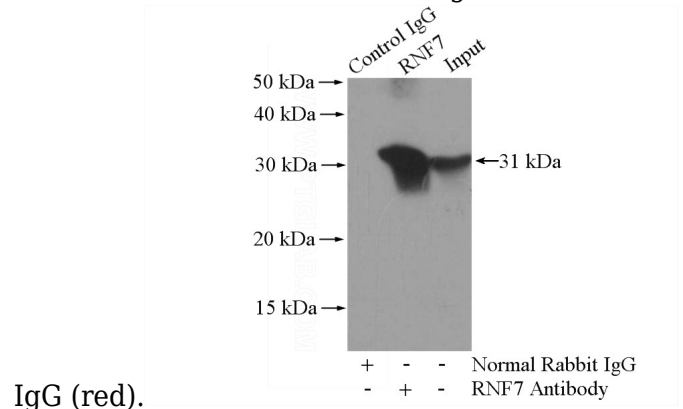
Rabbit IgG

## Applications

ELISA, WB, IF, IP

## Dilutions

Recommended Dilution:



IgG (red).

# RNF7 antibody



Catalog Number: 114763

---

IP Result of anti-SAG (IP:Catalog No:114763, 4ug; Detection:Catalog No:114763 1:600) with mouse heart tissue lysate 4400ug.