

MTA2 antibody

Catalog Number: 112763

Product name

MTA2 antibody

IP: 1:200-1:2000

IHC: 1:20-1:200

Specificity

Human, Mouse, Rat; other species not tested.

Antibody description

MTA2 Rabbit Polyclonal antibody. Positive IHC detected in human colon tissue, human heart tissue. Positive WB detected in Jurkat cells, mouse thymus tissue. Positive IP detected in mouse thymus tissue. Observed molecular weight by Western-blot: 75 kDa

Preparation

This antibody was obtained by immunization of MTA2 recombinant protein (Accession Number: NM_004739). Purification method: Antigen affinity purified.

Formulation

PBS with 0.02% sodium azide and 50% glycerol pH 7.3.

Storage

Store at -20°C. DO NOT ALIQUOT

Clonality

Polyclonal

Ig Type

Rabbit IgG

Applications


ELISA, WB, IHC, IP

Dilutions

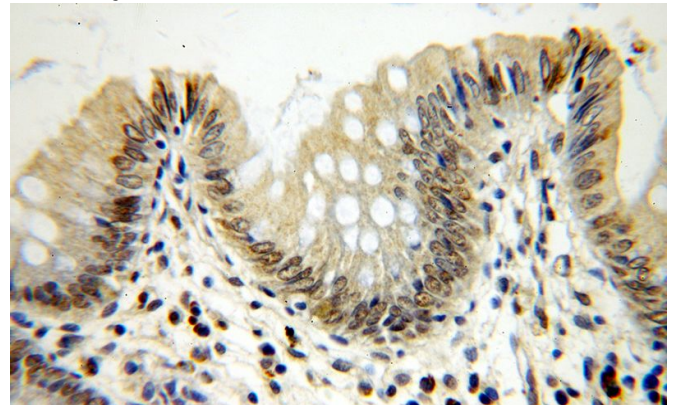
Recommended Dilution:

WB: 1:500-1:5000

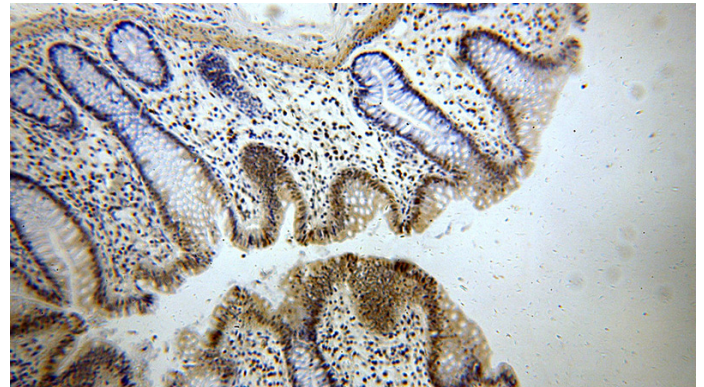
Validations



Jurkat cells were subjected to SDS PAGE followed by western blot with Catalog No:112763(MTA2 antibody) at dilution of 1:800



Immunohistochemical of paraffin-embedded human colon using Catalog No:112763(MTA2 antibody) at dilution of 1:100 (under 40x lens)

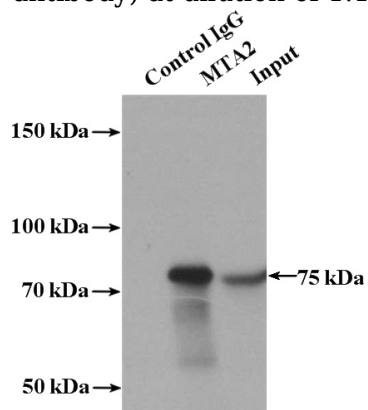


Immunohistochemical of paraffin-embedded human colon using Catalog No:112763(MTA2

MTA2 antibody

Catalog Number: 112763

antibody) at dilution of 1:100 (under 10x lens)



IP Result of anti-MTA2 (IP:Catalog No:112763, 4ug; Detection:Catalog No:112763 1:500) with mouse thymus tissue lysate 2800ug.