

# UBR2 antibody

Catalog Number: 116663

## Product name

UBR2 antibody

IHC: 1:20-1:200

IF: 1:10-1:100

## Specificity

Human, Mouse; other species not tested.

## Antibody description

UBR2 Rabbit Polyclonal antibody. Positive IHC detected in human pancreas tissue. Positive IF detected in HepG2 cells. Positive WB detected in BxPC-3 cells, mouse cerebellum tissue, mouse heart tissue. Observed molecular weight by Western-blot: 60-66 kDa

## Preparation

This antibody was obtained by immunization of UBR2 recombinant protein (Accession Number: NM\_001184801). Purification method: Antigen affinity purified.

## Formulation

PBS with 0.02% sodium azide and 50% glycerol pH 7.3.

## Storage

Store at -20°C. DO NOT ALIQUOT

## Clonality

Polyclonal

## Ig Type

Rabbit IgG

## Applications


ELISA, WB, IF, IHC

## Dilutions

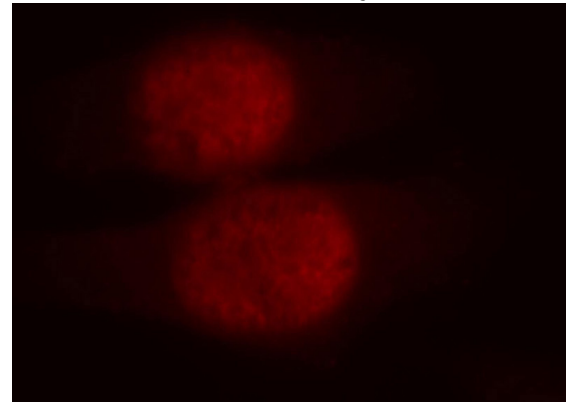
Recommended Dilution:

WB: 1:200-1:2000

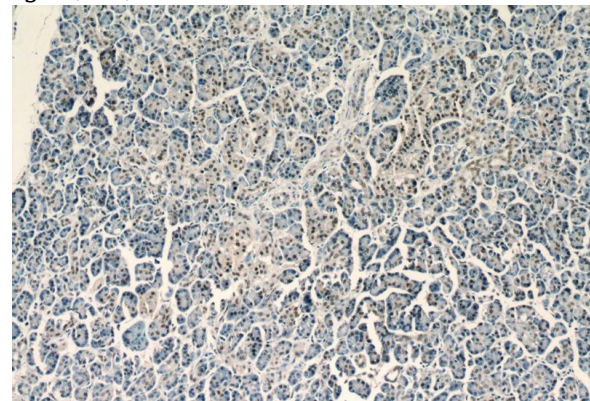
## Validations



BxPC-3 cells were subjected to SDS PAGE followed by western blot with Catalog No:116663(UBR2 antibody) at dilution of 1:600



Immunofluorescent analysis of HepG2 cells, using UBR2 antibody Catalog No:116663 at 1:25 dilution and Rhodamine-labeled goat anti-rabbit IgG (red).




Immunohistochemistry of paraffin-embedded

# UBR2 antibody



Catalog Number: 116663

---

human pancreas tissue slide using Catalog No:116663(UBR2 Antibody) at dilution of 1:50(under 10x lens) 

Immunohistochemistry of paraffin-embedded human pancreas tissue slide using Catalog No:116663(UBR2 Antibody) at dilution of 1:50(under 40x lens)