

# IFT122 antibody

Catalog Number: 111663

## Product name

IFT122 antibody

IHC: 1:20-1:200


## Specificity

Human, Mouse; other species not tested.

## Antibody description

IFT122 Rabbit Polyclonal antibody. Positive IHC detected in human testis tissue, human brain tissue, human stomach tissue. Positive WB detected in mouse testis tissue. Observed molecular weight by Western-blot: 130-140 kDa

## Validations



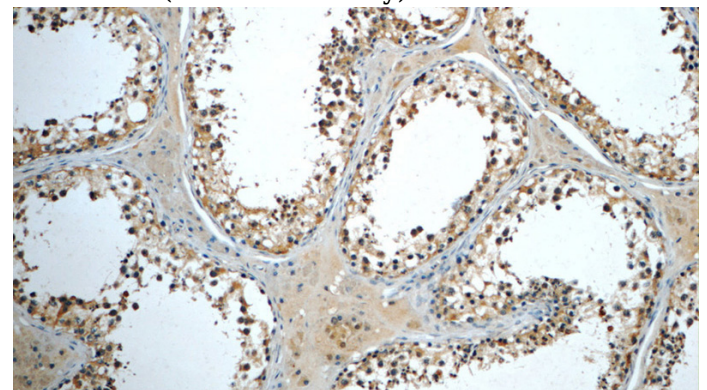
## Preparation

This antibody was obtained by immunization of IFT122 recombinant protein (Accession Number: NM\_052990). Purification method: Antigen affinity purified.

mouse testis tissue were subjected to SDS PAGE followed by western blot with Catalog No:111663(IFT122 Antibody) at dilution of 1:300

## Formulation

PBS with 0.1% sodium azide and 50% glycerol pH 7.3.



## Storage

Store at -20°C. DO NOT ALIQUOT

## Clonality

Polyclonal

## Ig Type

Rabbit IgG

## Applications

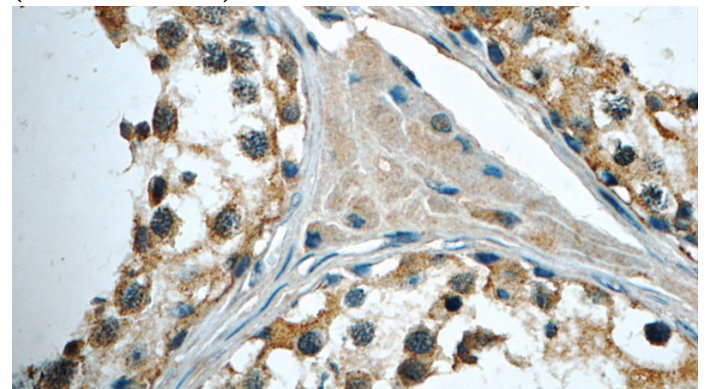
ELISA, WB, IHC

## Dilutions

Recommended Dilution:

WB: 1:200-1:1000

Immunohistochemistry of paraffin-embedded human testis tissue slide using Catalog No:111663(IFT122 Antibody) at dilution of 1:50 (under 10x lens)



Immunohistochemistry of paraffin-embedded human testis tissue slide using Catalog No:111663(IFT122 Antibody) at dilution of 1:50

# IFT122 antibody



Catalog Number: 111663

---

(under 40x lens)