

FICD antibody

Catalog Number: 110663

Product name

FICD antibody

Specificity

Human, Mouse, Rat; other species not tested.

Antibody description

FICD Rabbit Polyclonal antibody. Positive IHC detected in human small intestine tissue, human kidney tissue. Positive WB detected in A549 cells, Jurkat cells. Observed molecular weight by Western-blot: 52 kDa

Preparation

This antibody was obtained by immunization of FICD recombinant protein (Accession Number: NM_007076). Purification method: Antigen affinity purified.

Formulation

PBS with 0.1% sodium azide and 50% glycerol pH 7.3.

Storage

Store at -20°C. DO NOT ALIQUOT

Clonality

Polyclonal

Ig Type

Rabbit IgG

Applications

ELISA, IHC, WB

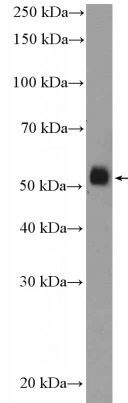
Dilutions

Recommended Dilution:

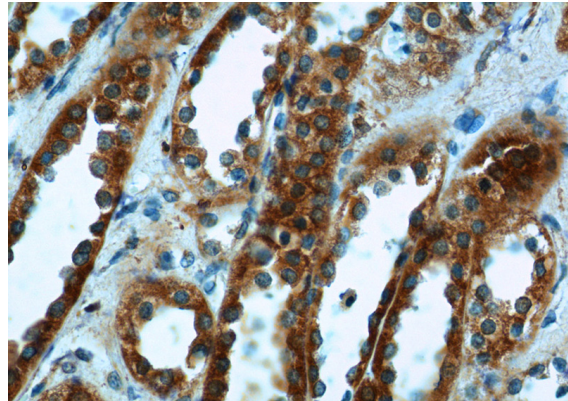
WB: 1:200-1:2000

IHC: 1:20-1:200

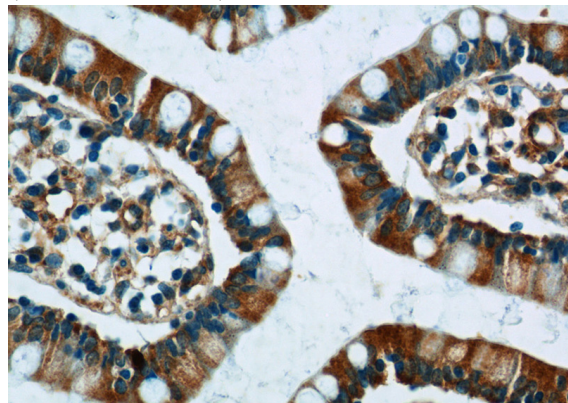
Validations



A549 cells were subjected to SDS PAGE followed by western blot with Catalog No:110663(FICD Antibody) at dilution of 1:600



Immunohistochemistry of paraffin-embedded human kidney tissue slide using Catalog No:110663(FICD Antibody) at dilution of 1:50 (under 40x lens)



Immunohistochemistry of paraffin-embedded human small intestine tissue slide using Catalog No:110663(FICD Antibody) at dilution of 1:50 (under 40x lens)

FICD antibody



Catalog Number: 110663

No:110663(FICD Antibody) at dilution of 1:50 (under 40x lens)