

HAX1 antibody

Catalog Number: 111263

Product name

HAX1 antibody

IP: 1:200-1:1000

IHC: 1:20-1:200

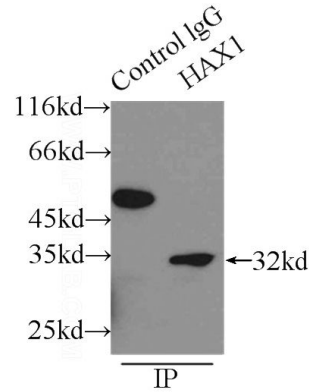
Specificity

Human, Mouse; other species not tested.

Validations

Antibody description

HAX1 Rabbit Polyclonal antibody. Positive IHC detected in human lymphoma tissue. Positive IP detected in mouse brain tissue. Positive WB detected in HeLa cells, human brain tissue. Observed molecular weight by Western-blot: 32 kDa



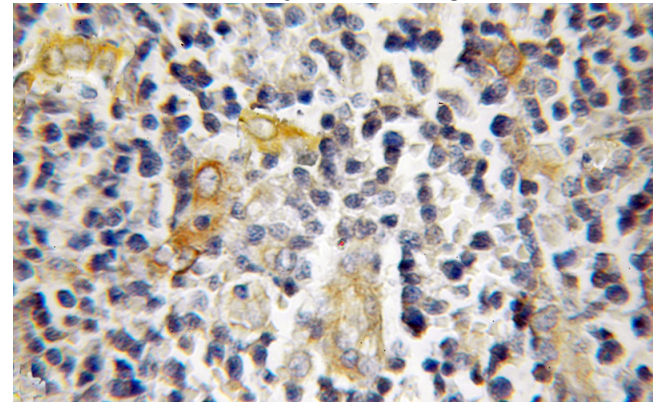
Preparation

This antibody was obtained by immunization of HAX1 recombinant protein (Accession Number: NM_006118). Purification method: Antigen affinity purified.

IP Result of anti-HAX1 (IP:Catalog No:111263, 3ug; Detection:Catalog No:111263 1:300) with mouse brain tissue lysate 6000ug.

Formulation

PBS with 0.1% sodium azide and 50% glycerol pH 7.3.



Storage

Store at -20°C. DO NOT ALIQUOT

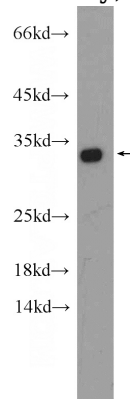
Clonality

Polyclonal

Immunohistochemical of paraffin-embedded human lymphoma using Catalog No:111263(HAX1 antibody) at dilution of 1:50 (under 10x lens)

Ig Type

Rabbit IgG



Applications

ELISA, IHC, IP, WB

Dilutions

Recommended Dilution:

WB: 1:200-1:1000

HeLa cells were subjected to SDS PAGE followed by western blot with Catalog No:111263(HAX1

HAX1 antibody



Catalog Number: 111263

Antibody) at dilution of 1:300