

HMGA2 Polyclonal Antibody



Catalog Number: 163963

Product name

HMGA2 Polyclonal Antibody

Specificity

Human, Mouse, Rat

Antibody description

Polyclonal antibody to HMGA2

Preparation

Antigen: A synthetic peptide of human HMGA2

Formulation

PBS with 0.02% sodium azide, 50% glycerol, pH7.3.

Storage

Store at -20°C. Avoid freeze / thaw cycles.

Clonality

Polyclonal

Ig Type

Rabbit IgG

Applications

WB, IHC, IF


Dilutions

WB 1:500 - 1:2000

IHC 1:50 - 1:100

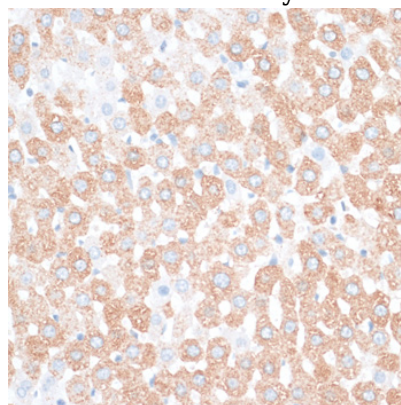
IF 1:50 - 1:100

Validations



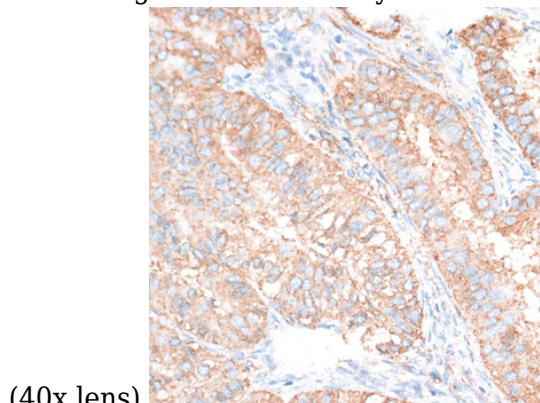
Western blot - HMGA2 Polyclonal Antibody

Western blot analysis of extracts of COLO320 cells, using HMGA2 antibody. Secondary antibody: HRP Goat Anti-Rabbit IgG (H+L) at 1:10000 dilution. Lysates/proteins: 25ug per lane. Blocking buffer: 3% nonfat dry milk in TBST.



Immunohistochemistry - HMGA2 Polyclonal Antibody

Immunohistochemistry of paraffin-embedded rat liver using HMGA2 antibody at dilution of 1:100



(40x lens).

Immunohistochemistry - HMGA2 Polyclonal

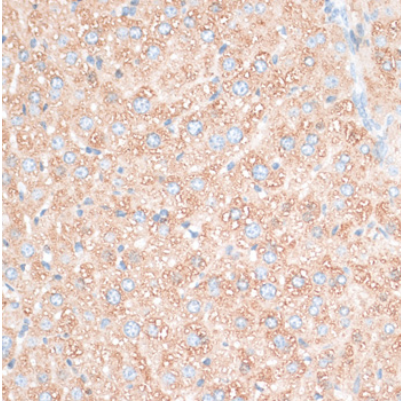
HMGA2 Polyclonal Antibody



Catalog Number: 163963

Antibody

Immunohistochemistry of paraffin-embedded human endometrial cancer using HMGA2 antibody at dilution of 1:100 (40x lens).



Immunohistochemistry - HMGA2 Polyclonal Antibody

Immunohistochemistry of paraffin-embedded mouse liver using HMGA2 antibody at dilution of 1:100 (40x lens).