

Arp5/ACTR5 antibody

Catalog Number: 108163

Product name

Arp5/ACTR5 antibody

WB: 1:1000-1:10000

IP: 1:200-1:2000

Specificity


Human, Mouse, Rat; other species not tested.

IF: 1:10-1:100

Antibody description

Arp5/ACTR5 Rabbit Polyclonal antibody. Positive IF detected in A549 cells, HepG2 cells. Positive IP detected in HEK-293 cells. Positive WB detected in mouse cerebellum tissue, HEK-293 cells, human skeletal muscle tissue, mouse heart tissue, mouse ovary tissue. Observed molecular weight by Western-blot: 68 kDa

Validations



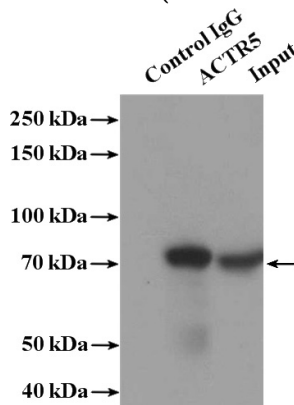
Preparation

This antibody was obtained by immunization of Arp5/ACTR5 recombinant protein (Accession Number: NM_024855). Purification method: Antigen affinity purified.

mouse cerebellum tissue were subjected to SDS PAGE followed by western blot with Catalog No:108163(ACTR5 antibody) at dilution of 1:500

Formulation

PBS with 0.02% sodium azide and 50% glycerol pH 7.3.



Storage

Store at -20°C. DO NOT ALIQUOT

Clonality

Polyclonal

Ig Type

Rabbit IgG

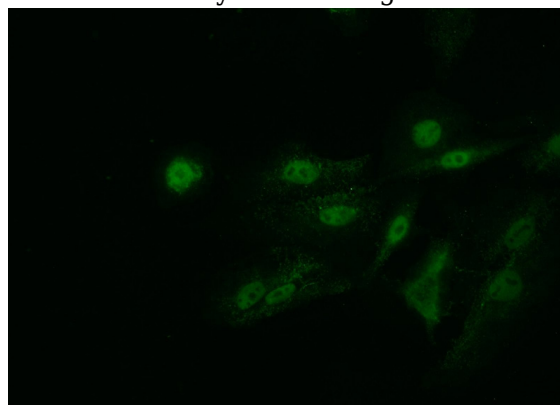
Applications

ELISA, WB, IF, IP

Dilutions

Recommended Dilution:

IP Result of anti-ACTR5 (IP:Catalog No:108163, 4ug; Detection:Catalog No:108163 1:500) with HEK-293 cells lysate 1120ug.



Arp5/ACTR5 antibody



Catalog Number: 108163

Immunofluorescent analysis of A549 cells using 1:25 and Alexa Fluor 488-conjugated AffiniPure
Catalog No:108163(ACTR5 Antibody) at dilution of Goat Anti-Rabbit IgG(H+L)