

TNFAIP6 Polyclonal Antibody



Catalog Number: 164863

Product name

TNFAIP6 Polyclonal Antibody

Specificity

Human, Mouse, Rat

Antibody description

Polyclonal antibody to TNFAIP6

Preparation

Antigen: Recombinant fusion protein containing a sequence corresponding to amino acids 18-277 of human TNFAIP6 (NP_009046.2).

Formulation

PBS with 0.02% sodium azide, 50% glycerol, pH7.3.

Storage

Store at -20°C. Avoid freeze / thaw cycles.

Clonality

Polyclonal

Ig Type

Rabbit IgG

Applications

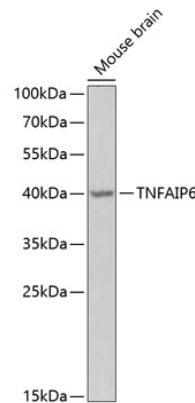
WB, IHC

Dilutions

WB 1:500 - 1:2000

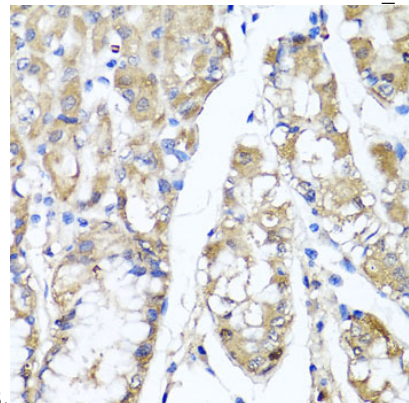
IHC 1:50 - 1:200

Validations



Western blot - TNFAIP6 Polyclonal Antibody

Western blot analysis of extracts of mouse brain, using TNFAIP6 Antibody at 1:1000 dilution. Secondary antibody: HRP Goat Anti-Rabbit IgG (H+L) at 1:10000 dilution. Lysates/proteins: 25ug per lane. Blocking buffer: 3% nonfat dry milk in TBST. Detection: ECL Enhanced Kit. Exposure



time: 90s.

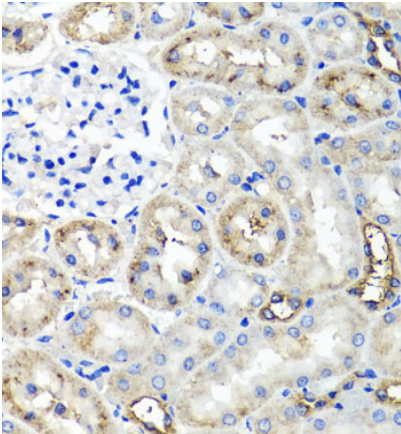
Immunohistochemistry - TNFAIP6 Polyclonal Antibody

Immunohistochemistry of paraffin-embedded human stomach using TNFAIP6 antibody at dilution of 1:100 (40x lens).

TNFAIP6 Polyclonal Antibody

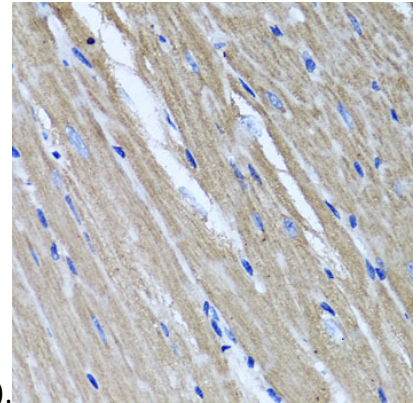


Catalog Number: 164863



Immunohistochemistry - TNFAIP6 Polyclonal Antibody

Immunohistochemistry of paraffin-embedded rat kidney using TNFAIP6 antibody at dilution of



1:100 (40x lens).

Immunohistochemistry - TNFAIP6 Polyclonal Antibody

Immunohistochemistry of paraffin-embedded mouse heart using TNFAIP6 antibody at dilution of 1:100 (40x lens).