

BMP4 antibody

Catalog Number: 108463

Product name

BMP4 antibody

Specificity

Human, Mouse, Rat; other species not tested.

Antibody description

BMP4 Rabbit Polyclonal antibody. Positive WB detected in mouse heart tissue, COLO 320 cells, human skeletal muscle tissue, rat heart tissue. Positive IHC detected in human lung tissue, human prostate hyperplasia tissue. Observed molecular weight by Western-blot: 50 kDa

Preparation

This antibody was obtained by immunization of BMP4 recombinant protein (Accession Number: NM_001347914). Purification method: Antigen affinity purified.

Formulation

PBS with 0.1% sodium azide and 50% glycerol pH 7.3.

Storage

Store at -20°C. DO NOT ALIQUOT

Clonality

Polyclonal

Ig Type

Rabbit IgG

Applications

ELISA, IHC, WB

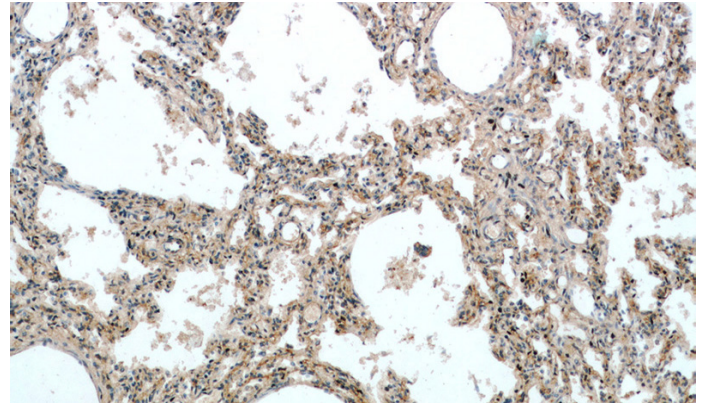
Dilutions

Recommended Dilution:

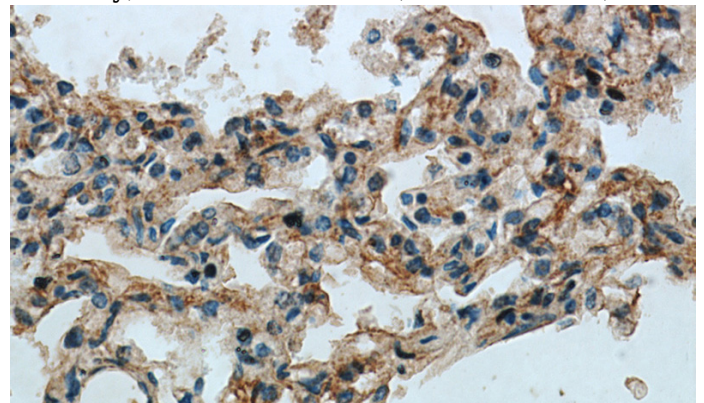
WB: 1:200-1:1000

IHC: 1:20-1:200

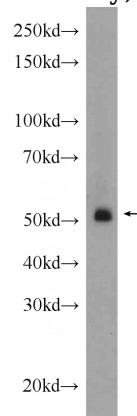
Validations



Immunohistochemical of paraffin-embedded human lung using Catalog No:117198(BMP4 antibody) at dilution of 1:50 (under 10x lens)



Immunohistochemical of paraffin-embedded human lung using Catalog No:117198(BMP4 antibody) at dilution of 1:50 (under 40x lens)




mouse heart tissue were subjected to SDS PAGE followed by western blot with Catalog No:117198(BMP4 Antibody) at dilution of 1:300

BMP4 antibody



Catalog Number: 108463



rat heart tissue were subjected to SDS PAGE followed by western blot with Catalog No:117198(BMP4 Antibody) at dilution of 1:600