

U2AF65 antibody

Catalog Number: 116463

Product name

U2AF65 antibody

Specificity

Human, Mouse, Rat; other species not tested.

Antibody description

U2AF65 Rabbit Polyclonal antibody. Positive IHC detected in human breast cancer tissue. Positive WB detected in Jurkat cells, HEK-293T cells, HeLa cells, HepG2 cells. Observed molecular weight by Western-blot: 60-65kd

Preparation

This antibody was obtained by immunization of U2AF65 recombinant protein (Accession Number: NM_001012478). Purification method: Antigen affinity purified.

Formulation

PBS with 0.02% sodium azide and 50% glycerol pH 7.3.

Storage

Store at -20°C. DO NOT ALIQUOT

Clonality

Polyclonal

Ig Type

Rabbit IgG

Applications

ELISA, WB, IHC


Dilutions

Recommended Dilution:

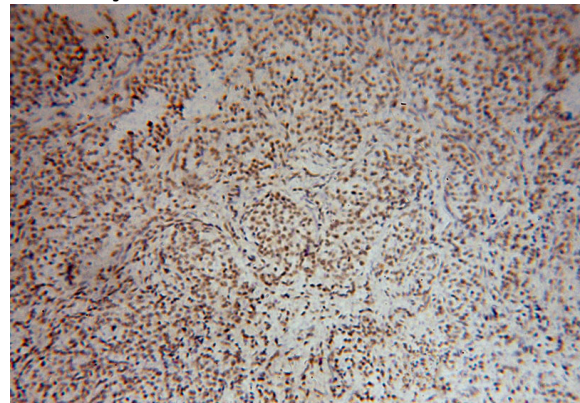
WB: 1:500-1:5000

IHC: 1:20-1:200

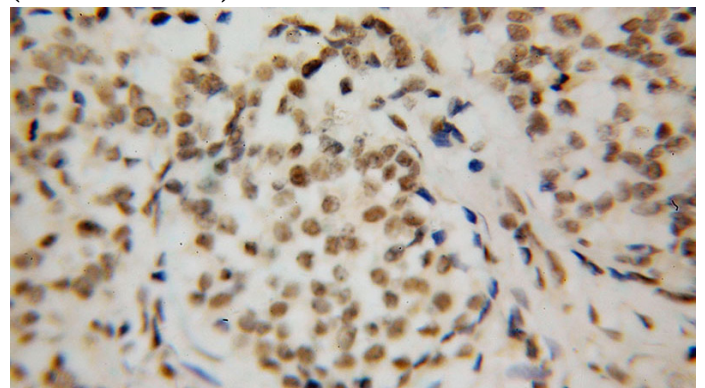
Validations



Jurkat cells were subjected to SDS PAGE followed by western blot with Catalog No:116463(U2AF2 antibody) at dilution of 1:1000



Immunohistochemical of paraffin-embedded human breast cancer using Catalog No:116463(U2AF2 antibody) at dilution of 1:50 (under 10x lens)



Immunohistochemical of paraffin-embedded human breast cancer using Catalog No:116463(U2AF2 antibody) at dilution of 1:50

U2AF65 antibody



Catalog Number: 116463

(under 40x lens)