

SAPS3 antibody



Catalog Number: 115063

Product name

SAPS3 antibody

IHC: 1:20-1:200

IF: 1:10-1:100


Specificity

human, mouse, rat; other species not tested.

Validations

Antibody description

SAPS3 Rabbit Polyclonal antibody. Positive IHC detected in human kidney. Positive IF detected in HepG2. Positive WB detected in HeLa cells, mouse kidney tissue. Observed molecular weight by Western-blot: 120kd



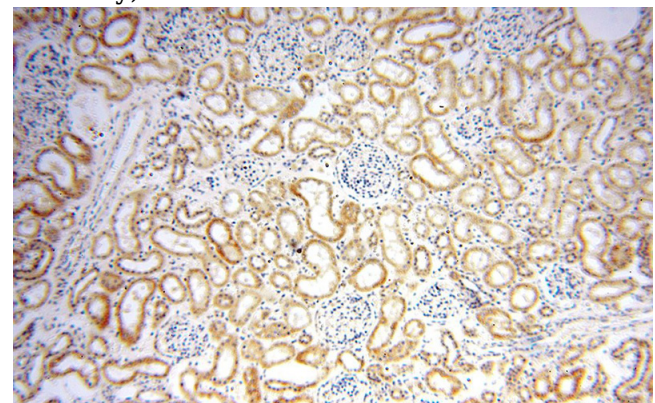
Preparation

This antibody was obtained by immunization of SAPS3 recombinant protein (Accession Number: BC020953). Purification method: Antigen affinity purified.

HeLa cells were subjected to SDS PAGE followed by western blot with Catalog No:115063(SAPS3 antibody) at dilution of 1:500

Formulation

PBS with 0.02% sodium azide and 50% glycerol pH 7.3.



Storage

Store at -20°C. DO NOT ALIQUOT

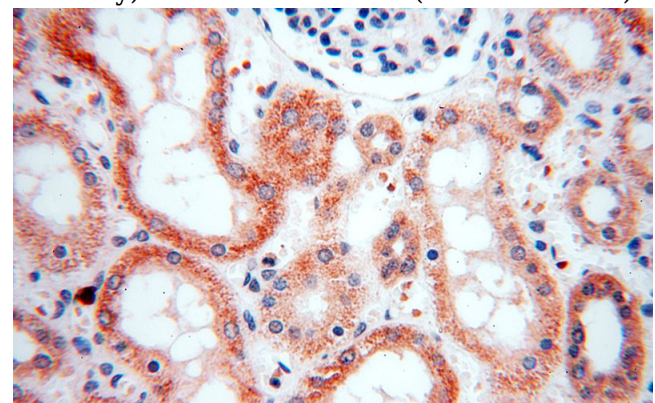
Clonality

Polyclonal

Immunohistochemical of paraffin-embedded human kidney using Catalog No:115063(SAPS3 antibody) at dilution of 1:100 (under 10x lens)

Ig Type

Rabbit IgG



Applications

ELISA, WB, IHC, IF

Dilutions

Recommended Dilution:

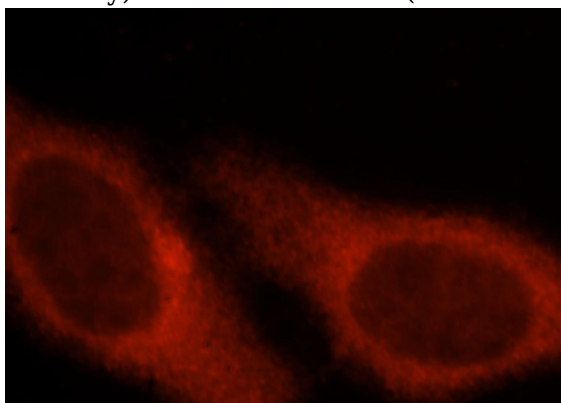
WB: 1:1000-1:10000

Immunohistochemical of paraffin-embedded human kidney using Catalog No:115063(SAPS3

SAPS3 antibody

Catalog Number: 115063

antibody) at dilution of 1:100 (under 40x lens)



Immunofluorescent analysis of HepG2 cells, using SAPS3 antibody Catalog No:115063 at 1:25 dilution and Rhodamine-labeled goat anti-rabbit IgG (red).