

AlaRS antibody



Catalog Number: 107953

Product name

AlaRS antibody

IP: 1:200-1:2000

IHC: 1:20-1:200

Specificity

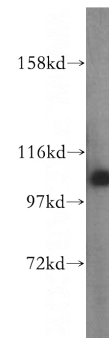
Human, Mouse, Rat; other species not tested.

IF: 1:20-1:200

Antibody description

AlaRS Rabbit Polyclonal antibody. Positive IHC detected in human liver tissue. Positive IF detected in HepG2 cells. Positive IP detected in HepG2 cells. Positive WB detected in HepG2 cells, HeLa cells, Jurkat cells. Observed molecular weight by Western-blot: 107 kDa

Validations



Preparation

This antibody was obtained by immunization of AlaRS recombinant protein (Accession Number: NM_001605). Purification method: Antigen affinity purified.

HepG2 cells were subjected to SDS PAGE followed by western blot with Catalog No:107953(AARS antibody) at dilution of 1:400

Formulation

PBS with 0.02% sodium azide and 50% glycerol pH 7.3.

Storage

Store at -20°C. DO NOT ALIQUOT

Clonality

Polyclonal

Ig Type

Rabbit IgG

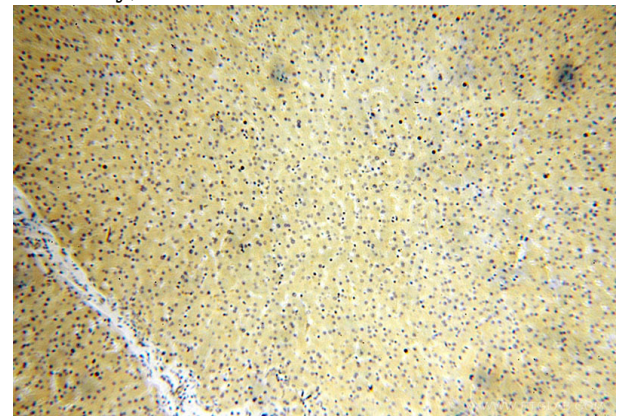
Applications

ELISA, WB, IHC, IP, IF

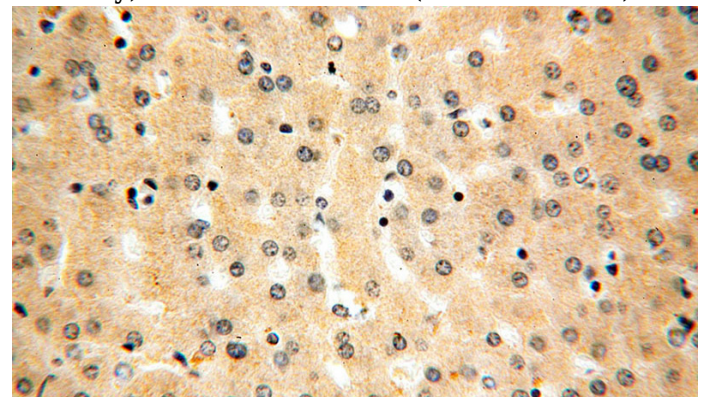
Dilutions

Recommended Dilution:

WB: 1:200-1:1000



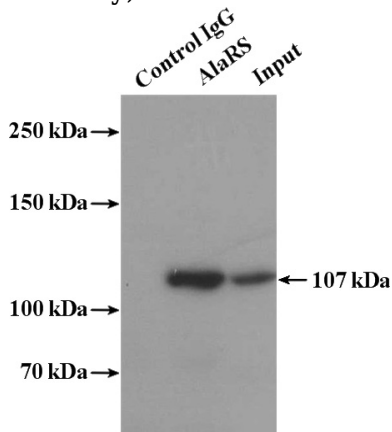
Immunohistochemical of paraffin-embedded human liver using Catalog No:107953(AARS antibody) at dilution of 1:100 (under 10x lens)



AlaRS antibody

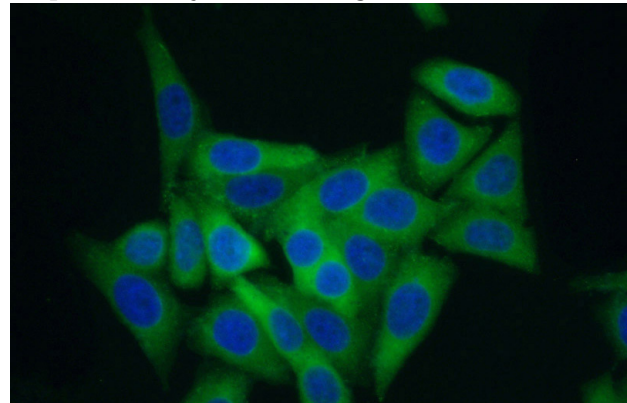
Catalog Number: 107953

Immunohistochemical of paraffin-embedded human liver using Catalog No:107953(AARS antibody) at dilution of 1:100 (under 40x lens)



IP Result of anti-AARS (IP:Catalog No:107953, 4ug; Detection:Catalog No:107953 1:500) with

HepG2 cells lysate 2400ug.



Immunofluorescent analysis of (10% Formaldehyde) fixed HepG2 cells using Catalog No:107953(AARS Antibody) at dilution of 1:50 and Alexa Fluor 488-conjugated AffiniPure Goat Anti-Rabbit IgG(H+L)