

Anti-beta 2 Microglobulin (5G12) Mouse antibody



Catalog Number: 168553

Product name

Anti-beta 2 Microglobulin (5G12) Mouse antibody

Specificity

Human

Antibody description

beta 2 Microglobulin (5G12) Mouse monoclonal antibody

Preparation

Antigen: Purified recombinant fragment of human B2M (AA: 21-100) expressed in E. Coli.

Formulation

Purified antibody in PBS with 0.05% sodium azide.

Storage

Store at 4°C short term. Store at -20°C long term. Avoid freeze / thaw cycle.

Clonality

Monoclonal

Ig Type

Mouse IgG2a

Applications

WB, IHC-P, FC

Dilutions

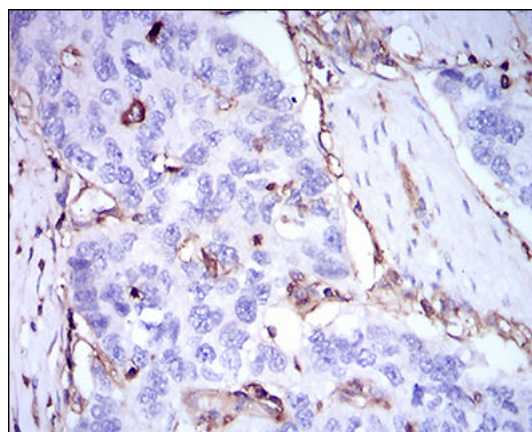
WB: 1/500 - 1/2000

IHC: 1/200 - 1/1000

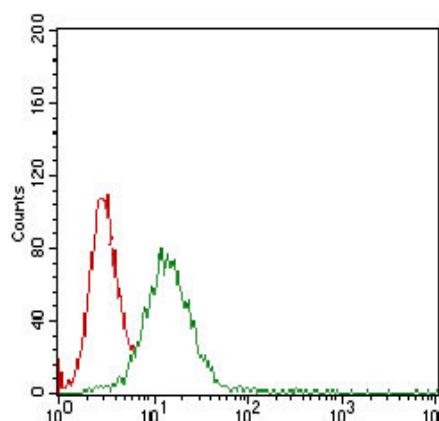
FC: 1/200 - 1/400

ELISA: 1/10000

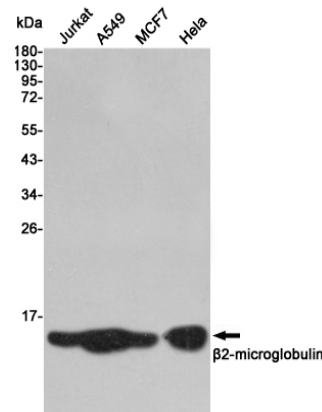
Validations



Immunohistochemical analysis of paraffin-embedded esophageal cancer tissues using B2M mouse mAb with DAB staining.



Flow cytometric analysis of A431 cells using B2M mouse mAb (green) and negative control (red).

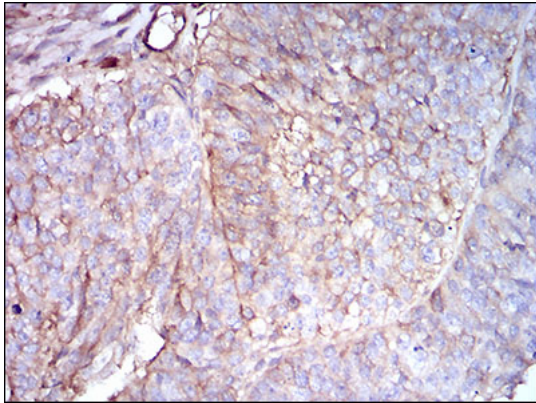


Western blot detection of β 2-microglobulin in Jurkat, A549, MCF7 and HeLa cell lysates using β 2-microglobulin mouse mAb (1:2000 diluted). Predicted band size: 14 kDa. Observed band size: 14 kDa.

Anti-beta 2 Microglobulin (5G12) Mouse antibody



Catalog Number: 168553



Immunohistochemical analysis of paraffin-embedded ovarian cancer tissues using B2M mouse mAb with DAB staining.