

FBXO32 antibody

Catalog Number: 110553

Product name

FBXO32 antibody

IHC: 1:20-1:200

IF: 1:20-1:200

Specificity

Human, Mouse, Rat; other species not tested.

Antibody description

FBXO32 Rabbit Polyclonal antibody. Positive IHC detected in human heart tissue, human skeletal muscle tissue. Positive IF detected in HepG2 cells. Positive WB detected in mouse heart tissue, mouse skeletal muscle tissue. Observed molecular weight by Western-blot: 50 kDa

Preparation

This antibody was obtained by immunization of FBXO32 recombinant protein (Accession Number: NM_148177). Purification method: Antigen affinity purified.

Formulation

PBS with 0.1% sodium azide and 50% glycerol pH 7.3.

Storage

Store at -20°C. DO NOT ALIQUOT

Clonality

Polyclonal

Ig Type

Rabbit IgG

Applications


ELISA, WB, IHC, IF

Dilutions

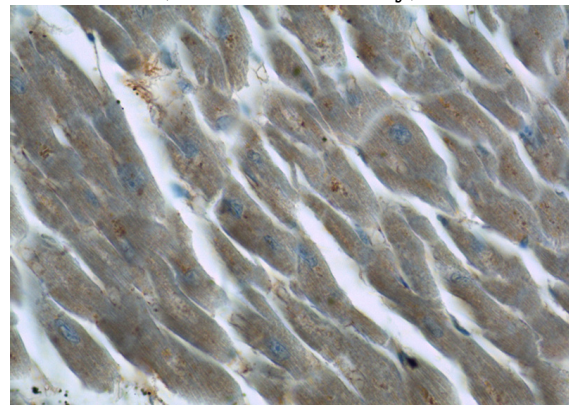
Recommended Dilution:

WB: 1:200-1:2000

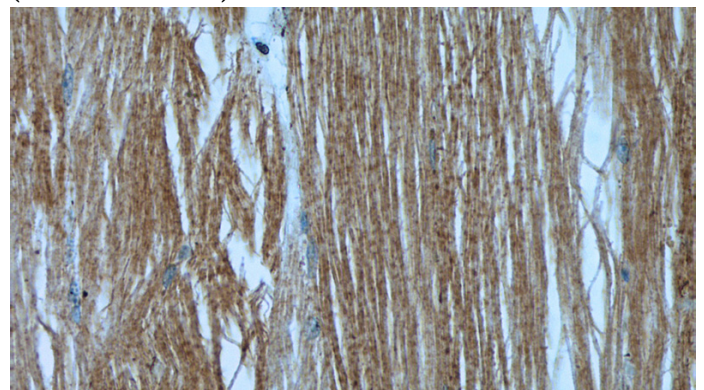
Validations



mouse heart tissue were subjected to SDS PAGE followed by western blot with Catalog No:110553(FBXO32 Antibody) at dilution of 1:600



Immunohistochemistry of paraffin-embedded human heart tissue slide using Catalog No:110553(FBXO32 Antibody) at dilution of 1:50 (under 40x lens)

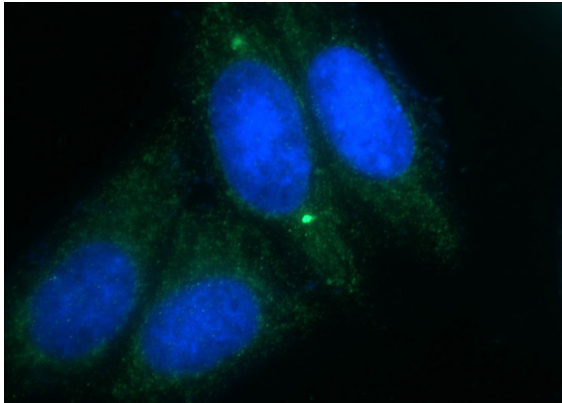


Immunohistochemistry of paraffin-embedded

FBXO32 antibody

Catalog Number: 110553

human skeletal muscle tissue slide using Catalog No:110553(FBXO32 Antibody) at dilution of 1:50 (under 40x lens)



Immunofluorescent analysis of HepG2 cells using Catalog No:110553(FBXO32 Antibody) at dilution of 1:50 and Alexa Fluor 488-conjugated AffiniPure Goat Anti-Rabbit IgG(H+L)