

PRPF19 Polyclonal Antibody



Catalog Number: 161153

Product name

PRPF19 Polyclonal Antibody

Specificity

Human, Mouse, Rat

Antibody description

Polyclonal antibody to PRPF19

Preparation

Antigen: Recombinant fusion protein containing a sequence corresponding to amino acids 127-416 of human PRPF19 (NP_055317.1).

Formulation

PBS with 0.02% sodium azide, 50% glycerol, pH7.3.

Storage

Store at -20°C. Avoid freeze / thaw cycles.

Clonality

Polyclonal

Ig Type

Rabbit IgG

Applications

WB, IHC, IP

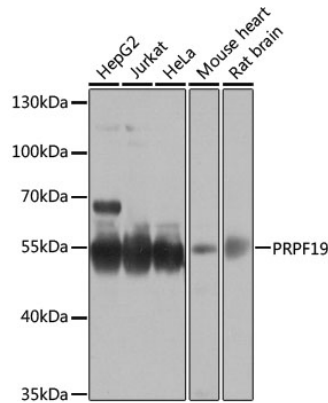
Dilutions

WB 1:500 - 1:2000

IHC 1:50 - 1:200

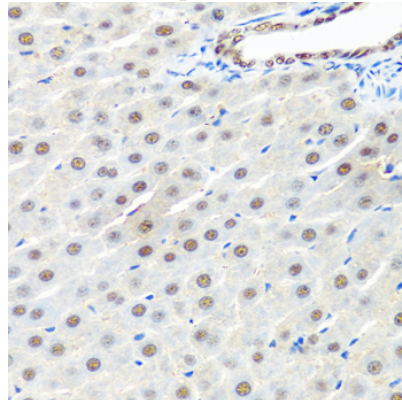
IP 1:50 - 1:100

Validations



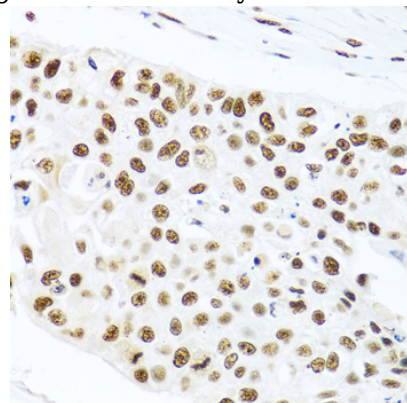
Western blot - PRPF19 Polyclonal Antibody

Western blot analysis of extracts of various cell lines, using PRPF19 antibody at 1:1000 dilution. Secondary antibody: HRP Goat Anti-Rabbit IgG (H+L) at 1:10000 dilution. Lysates/proteins: 25ug per lane. Blocking buffer: 3% nonfat dry milk in TBST. Detection: ECL Basic Kit. Exposure time: 30s.



Immunohistochemistry - PRPF19 Polyclonal Antibody

Immunohistochemistry of paraffin-embedded rat liver using PRPF19 antibody at dilution of 1:100



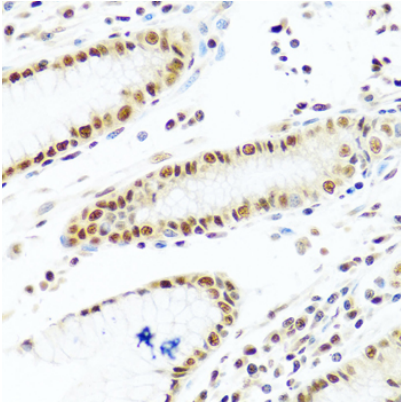
(40x lens).

PRPF19 Polyclonal Antibody

Catalog Number: 161153

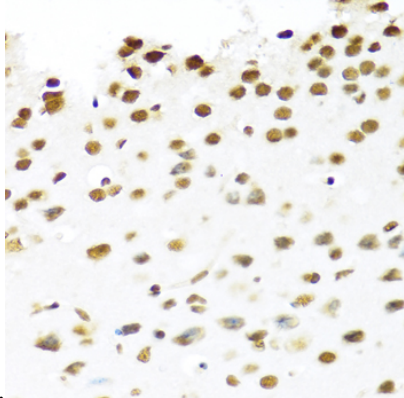
Immunohistochemistry - PRPF19 Polyclonal Antibody

Immunohistochemistry of paraffin-embedded human lung cancer using PRPF19 antibody at dilution of 1:100 (40x lens).



Immunohistochemistry - PRPF19 Polyclonal Antibody

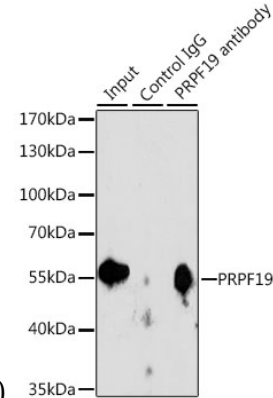
Immunohistochemistry of paraffin-embedded human stomach using PRPF19 antibody at dilution



of 1:100 (40x lens).

Immunohistochemistry - PRPF19 Polyclonal Antibody

Immunohistochemistry of paraffin-embedded mouse brain using PRPF19 antibody at dilution of



1:100 (40x lens).

Immunoprecipitation - PRPF19 Polyclonal Antibody

Immunoprecipitation analysis of 200ug extracts of Jurkat cells, using 3 ug PRPF19 antibody . Western blot was performed from the immunoprecipitate using PRPF19 antibody at a dilution of 1:1000.