

Angiotensinogen antibody



Catalog Number: 108053

Product name

Angiotensinogen antibody

IHC: 1:20-1:200

IF: 1:10-1:100

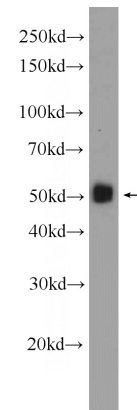
Specificity

Human; other species not tested.

Validations

Antibody description

Angiotensinogen Rabbit Polyclonal antibody. Positive WB detected in human plasma tissue. Positive IF detected in HepG2 cells. Positive IHC detected in human hepat°Cirrhosis tissue, human kidney tissue. Observed molecular weight by Western-blot: 52 kDa



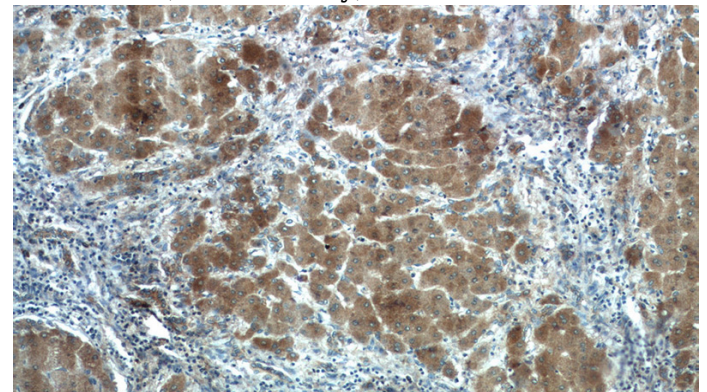
Preparation

This antibody was obtained by immunization of Angiotensinogen recombinant protein (Accession Number: NM_000029). Purification method: Antigen Affinity purified.

human plasma tissue were subjected to SDS PAGE followed by western blot with Catalog No:108053(AGT antibody) at dilution of 1:1000

Formulation

PBS with 0.02% sodium azide and 50% glycerol pH 7.3.



Storage

Store at -20°C. DO NOT ALIQUOT

Clonality

Polyclonal

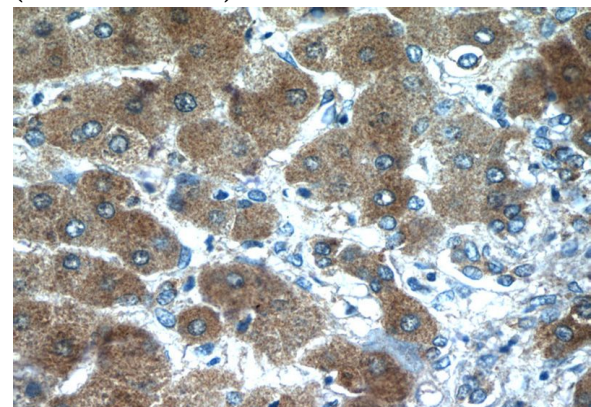
Immunohistochemistry of paraffin-embedded human hepatocirrhosis tissue slide using Catalog No:108053(AGT Antibody) at dilution of 1:50 (under 10x lens)

Ig Type

Rabbit IgG

Applications

ELISA, WB, IF, IHC



Dilutions

Recommended Dilution:

WB: 1:500-1:5000

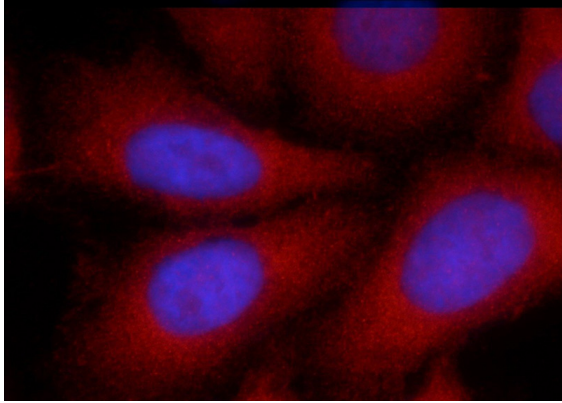
Immunohistochemistry of paraffin-embedded

Angiotensinogen antibody



Catalog Number: 108053

human hepatocirrhosis tissue slide using Catalog No:108053(AGT Antibody) at dilution of 1:50 (under 40x lens)



Immunofluorescent analysis of HepG2 cells using Catalog No:108053(AGT Antibody) at dilution of 1:25 and Rhodamine-Goat anti-Rabbit IgG