

# Anti-DNA-PKcs (8D3) Mouse antibody



Catalog Number: 168343

## Product name

Anti-DNA-PKcs (8D3) Mouse antibody

## Specificity

Human

## Antibody description

DNA-PKcs (8D3) Mouse monoclonal antibody

## Preparation

Antigen: Purified recombinant human DNA-PKcs protein fragments expressed in E.coli

## Formulation

Purified mouse monoclonal in PBS(pH 7.4)containing with 0.02% sodium azide 50% glycerol.

## Storage

Store at 4°C short term. Store at -20°C long term. Avoid freeze / thaw cycle.

## Clonality

Monoclonal

## Ig Type

Mouse IgG2b

## Applications

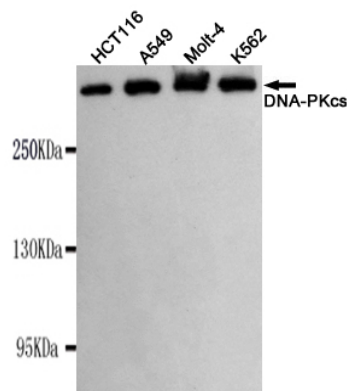
WB, IP, ICC/IF

## Dilutions

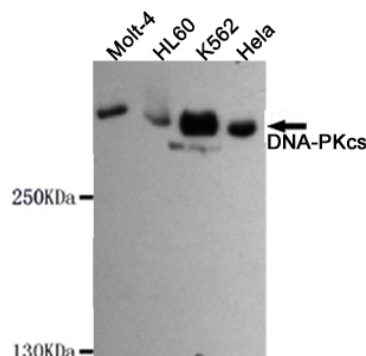
WB: 1/1000

;ICC: 1/200;Other 1/1000

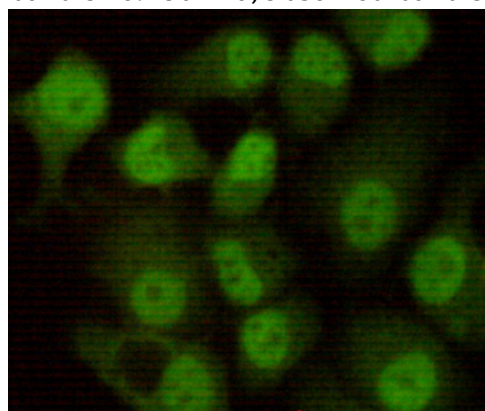
## Validations



Western blot detection of DNA-PKcs in K562, Molt-4, A549 and HCT116 cell lysates using DNA-PKcs mouse mAb (1:1000 diluted). Predicted band size: 450KDa. Observed band size: 450KDa.



Western blot detection of DNA-PKcs in HeLa, K562, HL-60 and MOLT-4 cell lysates using DNA-PKcs mouse mAb (1:1000 diluted). Predicted band size: 450KDa. Observed band size: 450KDa.

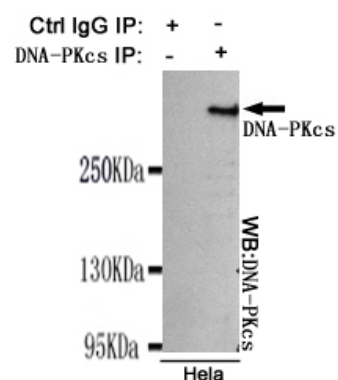


Immunocytochemistry stain of HeLa using DNA-PKcs mouse mAb (1:200).

# Anti-DNA-PKcs (8D3) Mouse antibody



Catalog Number: 168343



Immunoprecipitation analysis of HeLa cell lysates using DNA-PKcs mouse mAb.