

# C11orf70 antibody



Catalog Number: 108643

## Product name

C11orf70 antibody

IHC: 1:20-1:200

IF: 1:10-1:100

## Specificity

human, mouse; other species not tested.

## Antibody description

C11orf70 Rabbit Polyclonal antibody. Positive IF detected in Hela. Positive IHC detected in human testis. Positive WB detected in mouse testis tissue, MCF7 cells. Observed molecular weight by Western-blot: 31kd

## Preparation

This antibody was obtained by immunization of C11orf70 recombinant protein (Accession Number: BC006128). Purification method: Antigen affinity purified.

## Formulation

PBS with 0.02% sodium azide and 50% glycerol pH 7.3.

## Storage

Store at -20°C. DO NOT ALIQUOT

## Clonality

Polyclonal

## Ig Type

Rabbit IgG

## Applications

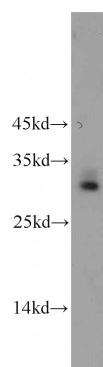
ELISA, WB, IHC, IF

## Dilutions

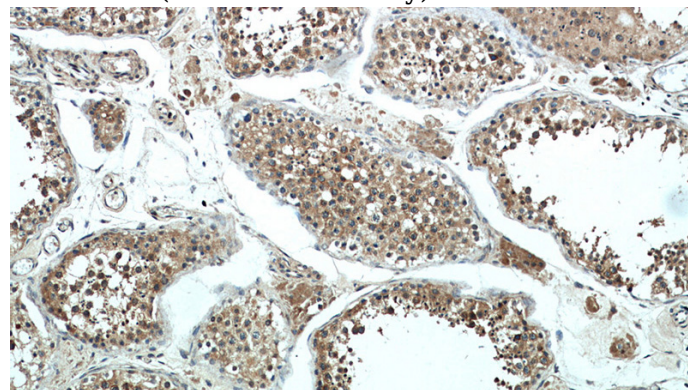
Recommended Dilution:

WB: 1:500-1:5000

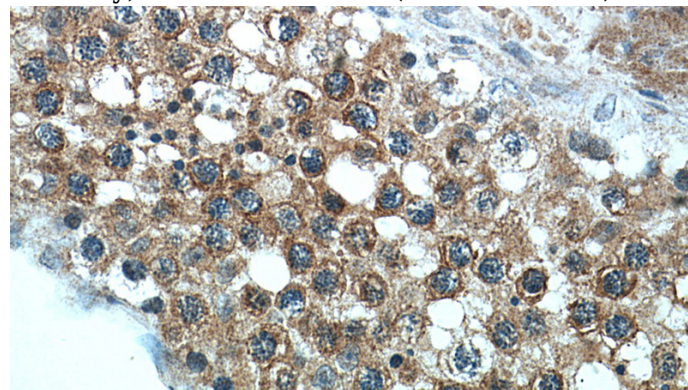
## Validations



mouse testis tissue were subjected to SDS PAGE followed by western blot with Catalog No:108643(C11orf70 antibody) at dilution of 1:400



Immunohistochemical of paraffin-embedded human testis using Catalog No:108643(C11orf70 antibody) at dilution of 1:50 (under 10x lens)



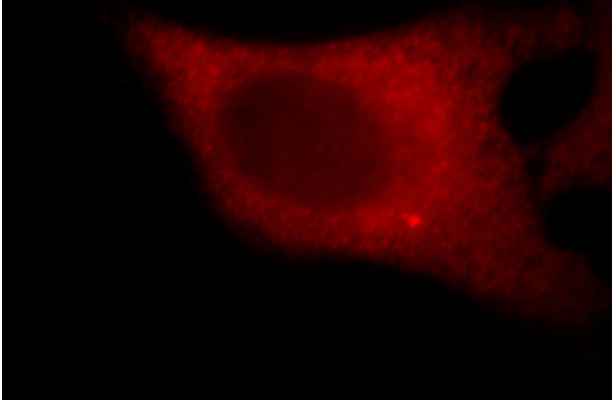
Immunohistochemical of paraffin-embedded human testis using Catalog No:108643(C11orf70

# C11orf70 antibody

Catalog Number: 108643

---

antibody) at dilution of 1:50 (under 40x lens)



Immunofluorescent analysis of HeLa cells, using C11orf70 antibody Catalog No:108643 at 1:25 dilution and Rhodamine-labeled goat anti-rabbit IgG (red).