

URG4 antibody

Catalog Number: 116643

Product name

URG4 antibody

WB: 1:500-1:5000

IP: 1:200-1:1000

Specificity

Human; other species not tested.

IHC: 1:20-1:200

IF: 1:20-1:200

Antibody description

URG4 Rabbit Polyclonal antibody. Positive WB detected in HEK-293 cells. Positive IP detected in HEK-293 cells. Positive IHC detected in human gliomas tissue, human liver cancer tissue, human stomach cancer tissue. Positive IF detected in Hela cells. Observed molecular weight by Western-blot: 104 kDa

Validations



Preparation

This antibody was obtained by immunization of URG4 recombinant protein (Accession Number: NM_017920). Purification method: Antigen affinity purified.

HEK-293 cells were subjected to SDS PAGE followed by western blot with Catalog No:116643(URG4 antibody) at dilution of 1:400

Formulation

PBS with 0.1% sodium azide and 50% glycerol pH 7.3.

Storage

Store at -20°C. DO NOT ALIQUOT

Clonality

Polyclonal

Ig Type

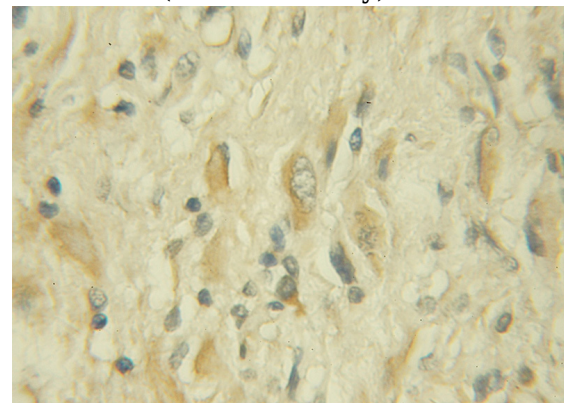
Rabbit IgG

Applications

ELISA, WB, IHC, IF, IP

Dilutions

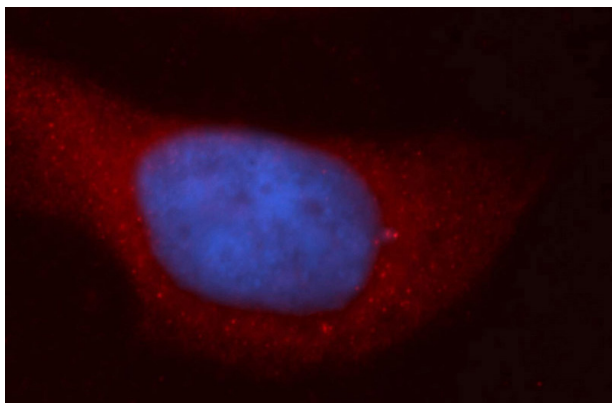
Recommended Dilution:



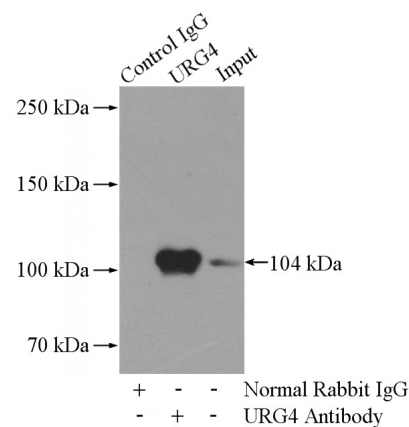
Immunohistochemical of paraffin-embedded human gliomas using Catalog No:116643(URG4 antibody) at dilution of 1:50 (under 10x lens)

URG4 antibody

Catalog Number: 116643



Immunofluorescent analysis of HeLa cells, using URG4 antibody Catalog No:116643 at 1:50 dilution and Rhodamine-labeled goat anti-rabbit IgG (red). Blue pseudocolor = DAPI (fluorescent



DNA dye).

IP Result of anti-URG4 (IP:Catalog No:116643, 4ug; Detection:Catalog No:116643 1:300) with HEK-293 cells lysate 880ug.