

FGFR4 antibody

Catalog Number: 110643

Product name

FGFR4 antibody

IHC: 1:10-1:100

IF: 1:50-1:500


Specificity

Human, Mouse, Rat; other species not tested.

Antibody description

FGFR4 Rabbit Polyclonal antibody. Positive IHC detected in human breast cancer tissue. Positive IF detected in HepG2 cells. Positive WB detected in HepG2 cells, mouse lung tissue. Observed molecular weight by Western-blot: 100-110 kDa

Validations



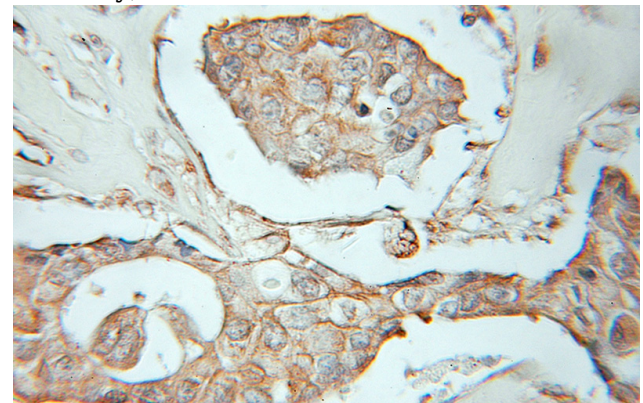
Preparation

This antibody was obtained by immunization of FGFR4 recombinant protein (Accession Number: NM_002011). Purification method: Antigen affinity purified.

HepG2 cells were subjected to SDS PAGE followed by western blot with Catalog No:110643(FGFR4 antibody) at dilution of 1:400

Formulation

PBS with 0.1% sodium azide and 50% glycerol pH 7.3.



Storage

Store at -20°C. DO NOT ALIQUOT

Clonality

Polyclonal

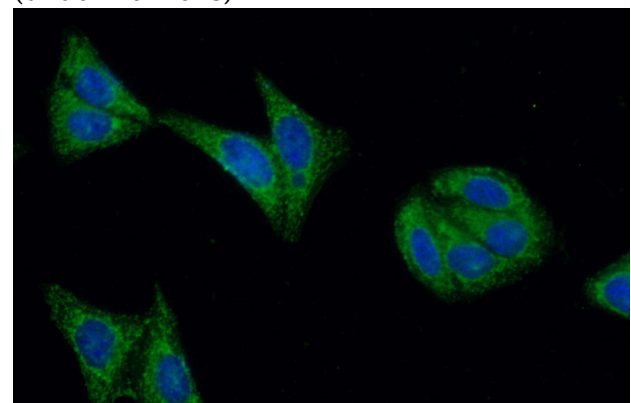
Immunohistochemical of paraffin-embedded human breast cancer using Catalog No:110643(FGFR4 antibody) at dilution of 1:10 (under 10x lens)

Ig Type

Rabbit IgG

Applications

ELISA, WB, IHC, IF



Dilutions

Recommended Dilution:

WB: 1:200-1:1000

Immunofluorescent analysis of (-20oc Ethanol)

FGFR4 antibody



Catalog Number: 110643

fixed HepG2 cells using Catalog
No:110643(FGFR4 Antibody) at dilution of 1:50

and Alexa Fluor 488-conjugated AffiniPure Goat
Anti-Rabbit IgG(H+L)