

SPARC antibody

Catalog Number: 115543

Product name

SPARC antibody

Specificity

Human, Mouse, Rat, Pig; other species not tested.

Antibody description

SPARC Rabbit Polyclonal antibody. Positive WB detected in human placenta tissue, A375 cells, human testis tissue. Positive IHC detected in human stomach cancer tissue. Observed molecular weight by Western-blot: 43 kDa, 50 kDa

Preparation

This antibody was obtained by immunization of SPARC recombinant protein (Accession Number: NM_003118). Purification method: Antigen affinity purified.

Formulation

PBS with 0.02% sodium azide and 50% glycerol pH 7.3.

Storage

Store at -20°C. DO NOT ALIQUOT

Clonality

Polyclonal

Ig Type

Rabbit IgG

Applications

ELISA, WB, IHC


Dilutions

Recommended Dilution:

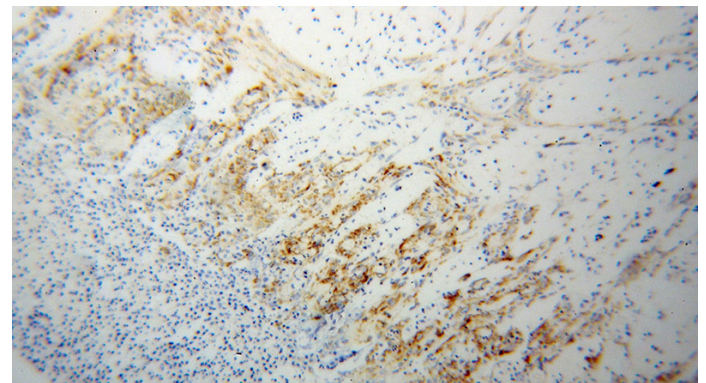
WB: 1:1000-1:10000

IHC: 1:20-1:200

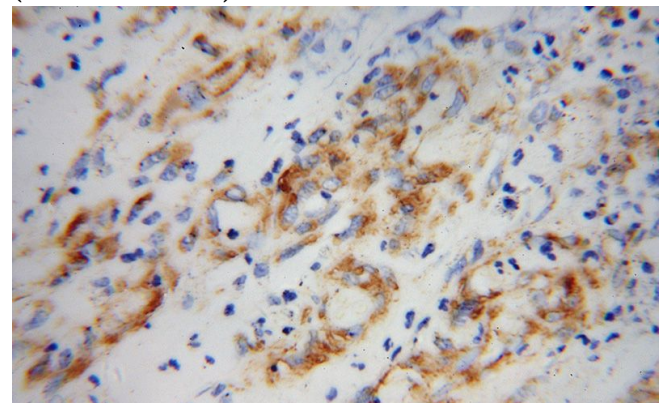
Validations



human placenta tissue were subjected to SDS PAGE followed by western blot with Catalog No:115543(SPARC antibody) at dilution of 1:500



Immunohistochemical of paraffin-embedded human stomach cancer using Catalog No:115543(SPARC antibody) at dilution of 1:100 (under 10x lens)



Immunohistochemical of paraffin-embedded human stomach cancer using Catalog No:115543(SPARC antibody) at dilution of 1:100

SPARC antibody



Catalog Number: 115543

(under 40x lens)