

LAPTM4B antibody



Catalog Number: 112143

Product name

LAPTM4B antibody

Recommended Dilution:

WB: 1:500-1:5000

Immunogen

IHC: 1:20-1:200

[Human LAPTM4B Recombinant protein \(His tag\)](#)


Validations

Specificity

Human, Mouse, Rat; other species not tested.

Antibody description

LAPTM4B Rabbit Polyclonal antibody. Positive IHC detected in human liver cancer tissue, human heart tissue. Positive WB detected in mouse lymph tissue, rat lymph tissue. Observed molecular weight by Western-blot: 24 kDa



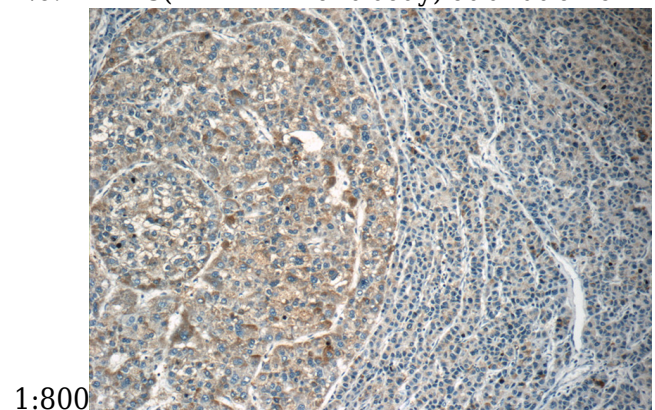
Preparation

This antibody was obtained by immunization of LAPTM4B recombinant protein (Accession Number: NM_018407). Purification method: Antigen affinity purified.

mouse lymph tissue were subjected to SDS PAGE followed by western blot with Catalog No:112143(LAPTM4B antibody) at dilution of

Formulation

PBS with 0.02% sodium azide and 50% glycerol pH 7.3.



Storage

Store at -20°C. DO NOT ALIQUOT

Clonality

Polyclonal

Ig Type

Rabbit IgG

Applications

ELISA, WB, IHC

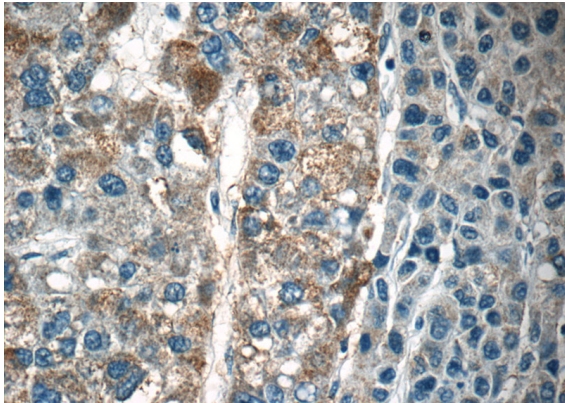
Immunohistochemistry of paraffin-embedded human liver cancer tissue slide using Catalog No:112143(LAPTM4B Antibody) at dilution of 1:50 (under 10x lens)

Dilutions

LAPTM4B antibody



Catalog Number: 112143



Immunohistochemistry of paraffin-embedded human liver cancer tissue slide using Catalog No:112143(LAPTM4B Antibody) at dilution of 1:50 (under 40x lens)