

Anti-NeuN Rabbit antibody



Catalog Number: 166843

Product name

Anti-NeuN Rabbit antibody

Specificity

Human, Mouse, Rat

Antibody description

NeuN Rabbit polyclonal antibody

Preparation

Antigen: A synthesized peptide derived from human NeuN

Formulation

Rabbit IgG in phosphate buffered saline , pH 7.4, 150mM NaCl, 0.02% sodium azide and 50% glycerol.

Storage

Store at 4°C short term. Store at -20°C long term. Avoid freeze / thaw cycle.

Clonality

Polyclonal

Ig Type

Rabbit IgG

Applications

WB, IHC-P, ICC/IF, FC

Dilutions

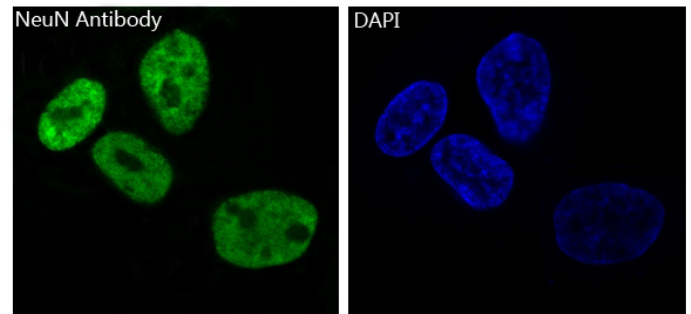
WB: 1/1000-1/2000

IHC: 1/500-1/2000

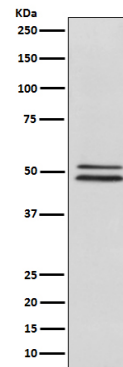
ICC/IF: 1/50-1/200

FC: 1/50

Validations

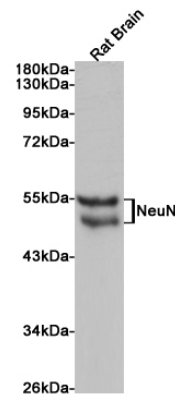


Immunofluorescent analysis of SH-SY5Y cells,



using NeuN Antibody .

Western blot analysis of NeuN expression in

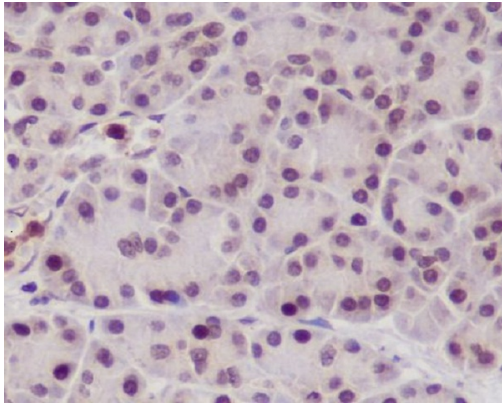


human fetal brain lysate.

Western blot analysis of extracts from rat brain using NeuN Rabbit pAb at 1:1000 dilution. Predicted band size: 46-55kDa. Observed band size: 46-55kDa.

Anti-NeuN Rabbit antibody

Catalog Number: 166843



Immunohistochemical analysis of paraffin-embedded mouse brain, using NeuN Antibody.