

RPS3 antibody

Catalog Number: 114843

Product name

RPS3 antibody

IP: 1:200-1:2000

IHC: 1:20-1:200

Specificity

Human, Mouse; other species not tested.

Antibody description

RPS3 Rabbit Polyclonal antibody. Positive IP detected in mouse testis tissue. Positive WB detected in mouse testis tissue, Neuro-2a cells, PC-12 cells. Positive IHC detected in human ovary tumor tissue. Observed molecular weight by Western-blot: 26.7 kDa

Preparation

This antibody was obtained by immunization of RPS3 recombinant protein (Accession Number: NM_001005). Purification method: Antigen affinity purified.

Formulation

PBS with 0.1% sodium azide and 50% glycerol pH 7.3.

Storage

Store at -20°C. DO NOT ALIQUOT

Clonality

Polyclonal

Ig Type

Rabbit IgG

Applications

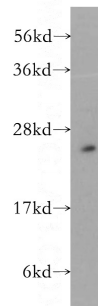
ELISA, WB, IHC, IP

Dilutions

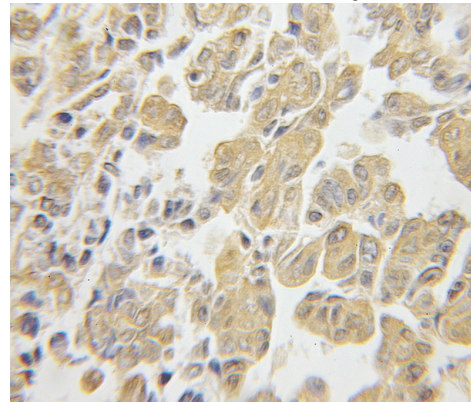
Recommended Dilution:

WB: 1:200-1:2000

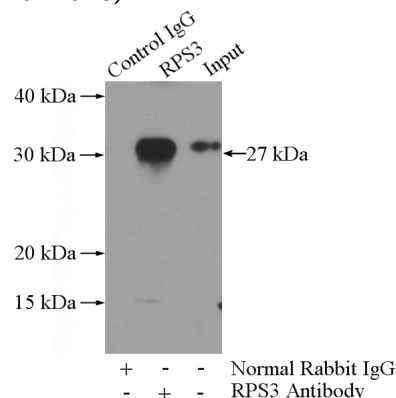
Validations



mouse testis tissue were subjected to SDS PAGE followed by western blot with Catalog No:114843(RPS3 antibody) at dilution of 1:500



Immunohistochemical of paraffin-embedded human ovary tumor using Catalog No:114843(RPS3 antibody) at dilution of 1:50 (under 10x lens)



IP Result of anti-RPS3 (IP:Catalog No:114843,

RPS3 antibody



Catalog Number: 114843

3ug; Detection:Catalog No:114843 1:600) with mouse testis tissue lysate 4000ug.