

CD11c/Integrin alpha X antibody



Catalog Number: 109043

Product name

CD11c/Integrin alpha X antibody

IHC: 1:20-1:200

Specificity

Human, Mouse, Rat; other species not tested.

Antibody description

CD11c/Integrin alpha X Rabbit Polyclonal antibody. Positive WB detected in human blood tissue. Positive IHC detected in human spleen tissue. Positive FC detected in HL-60 cells. Observed molecular weight by Western-blot: 150 kDa

Preparation

This antibody was obtained by immunization of CD11c/Integrin alpha X recombinant protein (Accession Number: NM_001286375). Purification method: Antigen affinity purified.

Formulation

PBS with 0.02% sodium azide and 50% glycerol pH 7.3.

Storage

Store at -20°C. DO NOT ALIQUOT

Clonality

Polyclonal

Ig Type

Rabbit IgG

Applications


ELISA, WB, IHC, FC

Dilutions

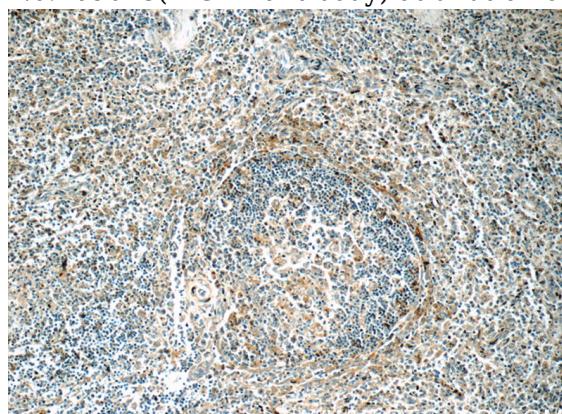
Recommended Dilution:

WB: 1:200-1:2000

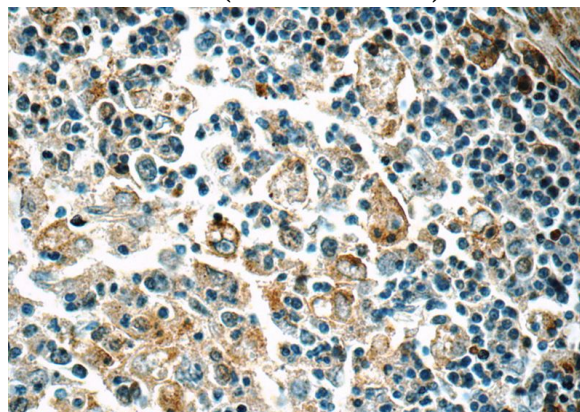
Validations



human blood tissue were subjected to SDS PAGE followed by western blot with Catalog No:109043(ITGAX antibody) at dilution of 1:500



Immunohistochemistry of paraffin-embedded human spleen tissue slide using Catalog No:109043(CD11c/Integrin alpha X Antibody) at dilution of 1:50 (under 10x lens)



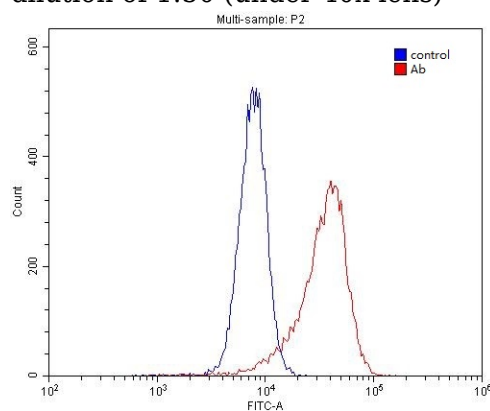
Immunohistochemistry of paraffin-embedded human spleen tissue slide using Catalog

CD11c/Integrin alpha X antibody



Catalog Number: 109043

No:109043(CD11c/Integrin alpha X Antibody) at dilution of 1:50 (under 40x lens)



1×10^6 HL-60 cells were stained with 0.2ug CD11c/Integrin alpha X antibody (Catalog No:109043, red) and control antibody (blue). Fixed with 4% PFA blocked with 3% BSA (30 min). Alexa Fluor 488-conjugated AffiniPure Goat Anti-Rabbit IgG(H+L) with dilution 1:1500.