

VDAC3 antibody

Catalog Number: 116733

Product name

VDAC3 antibody

Specificity

Human, Mouse, Rat; other species not tested.

Antibody description

VDAC3 Rabbit Polyclonal antibody. Positive WB detected in mouse testis tissue. Positive IP detected in mouse testis tissue. Positive IHC detected in human testis tissue. Observed molecular weight by Western-blot: 31kd

Preparation

This antibody was obtained by immunization of Peptide (Accession Number: NM_005662). Purification method: Antigen affinity purified.

Formulation

PBS with 0.02% sodium azide and 50% glycerol pH 7.3.

Storage

Store at -20°C. DO NOT ALIQUOT

Clonality

Polyclonal

Ig Type

Rabbit IgG

Applications

ELISA, WB, IHC, IP

Dilutions


Recommended Dilution:

WB: 1:200-1:2000

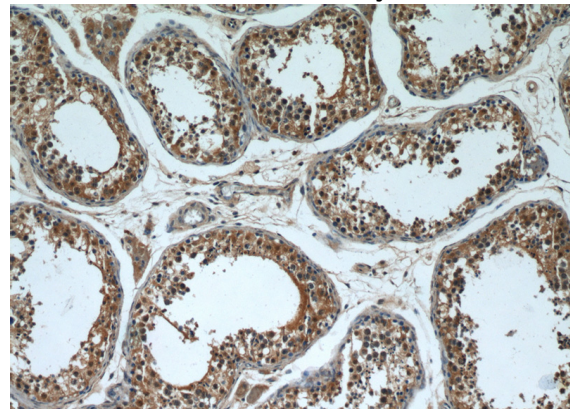
IP: 1:200-1:1000

IHC: 1:20-1:200

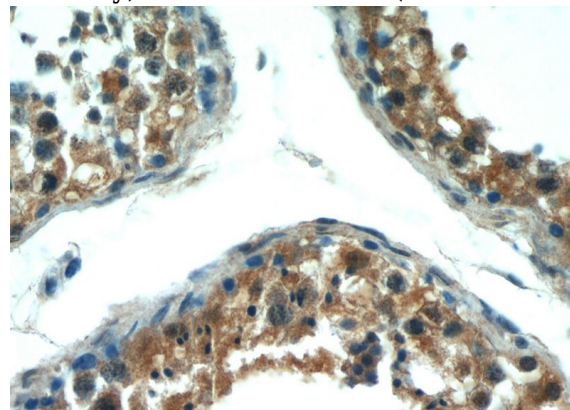
Validations



mouse testis tissue were subjected to SDS PAGE followed by western blot with Catalog No:116733(VDAC3 antibody) at dilution of 1:300



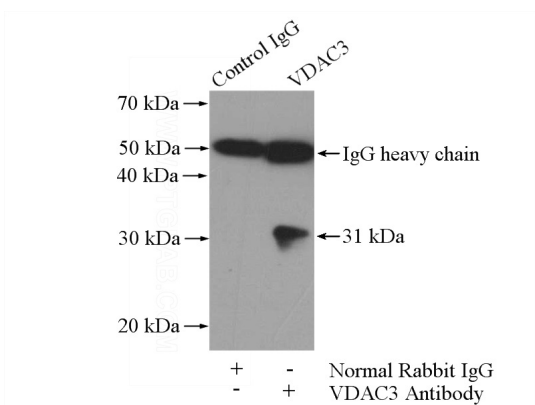
Immunohistochemical of paraffin-embedded human testis using Catalog No:116733(VDAC3 antibody) at dilution of 1:50 (under 10x lens)



Immunohistochemical of paraffin-embedded human testis using Catalog No:116733(VDAC3 antibody) at dilution of 1:50 (under 40x lens)

VDAC3 antibody

Catalog Number: 116733



IP Result of anti-VDAC3 (IP:Catalog No:116733, 4ug; Detection:Catalog No:116733 1:300) with mouse testis tissue lysate 4800ug.