

RND2 antibody

Catalog Number: 114733

Product name

RND2 antibody

IP: 1:200-1:1000

IHC: 1:20-1:200


Specificity

Human, Mouse; other species not tested.

Validations

Antibody description

RND2 Rabbit Polyclonal antibody. Positive IHC detected in human prostate cancer tissue. Positive WB detected in mouse uterus tissue, PC-3 cells. Positive IP detected in PC-3 cells. Observed molecular weight by Western-blot: 27kd



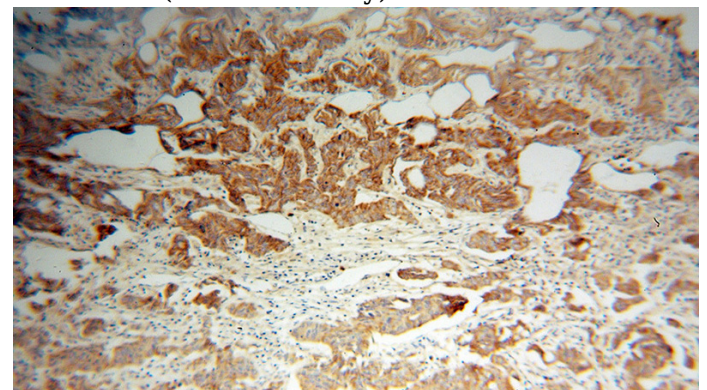
Preparation

This antibody was obtained by immunization of RND2 recombinant protein (Accession Number: BC018096). Purification method: Antigen affinity purified.

mouse uterus tissue were subjected to SDS PAGE followed by western blot with Catalog No:114733(RND2 antibody) at dilution of 1:300

Formulation

PBS with 0.02% sodium azide and 50% glycerol pH 7.3.



Storage

Store at -20°C. DO NOT ALIQUOT

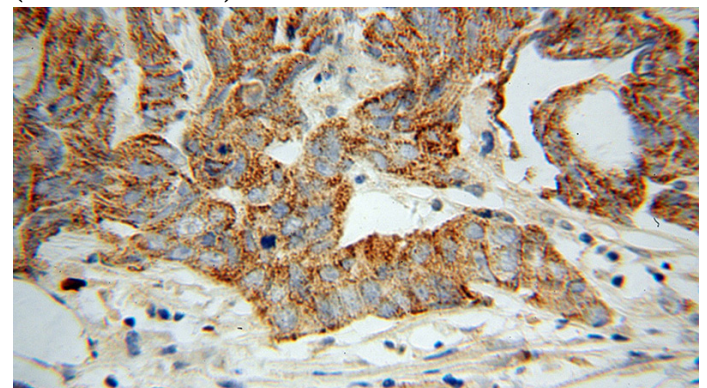
Clonality

Polyclonal

Immunohistochemical of paraffin-embedded human prostate cancer using Catalog No:114733(RND2 antibody) at dilution of 1:50 (under 10x lens)

Ig Type

Rabbit IgG



Applications

ELISA, WB, IHC, IP

Dilutions

Recommended Dilution:

WB: 1:200-1:2000

Immunohistochemical of paraffin-embedded

RND2 antibody

Catalog Number: 114733

human prostate cancer using Catalog No:114733(RND2 antibody) at dilution of 1:50 (under 40x lens)

IP Result of anti-RND2 (IP:Catalog No:114733, 3ug; Detection:Catalog No:114733 1:300) with PC-3 cells lysate 1040ug.

