

# Cytokeratin 20 antibody



Catalog Number: 107233

## Product name

Cytokeratin 20 antibody

## Specificity

Human; other species not tested.

## Antibody description

Cytokeratin 20 Mouse Monoclonal antibody. Positive IHC detected in human colon tissue, human colon cancer tissue, human urothelial carcinoma tissue. Positive WB detected in Colo320 cells, COLO 320 cells. Observed molecular weight by Western-blot: 46 kDa

## Preparation

This antibody was obtained by immunization of Cytokeratin 20 recombinant protein (Accession Number: NM\_019010). Purification method: Protein A purified.

## Formulation

PBS with 0.02% sodium azide and 50% glycerol pH 7.3.

## Storage

Store at -20°C. DO NOT ALIQUOT

## Clonality

Monoclonal

## Ig Type

Mouse IgG2b

## Applications

ELISA, WB, IHC


## Dilutions

Recommended Dilution:

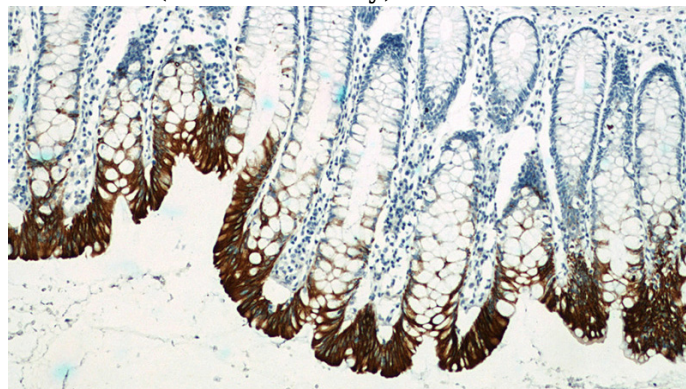
WB: 1:500-1:5000

IHC: 1:20-1:200

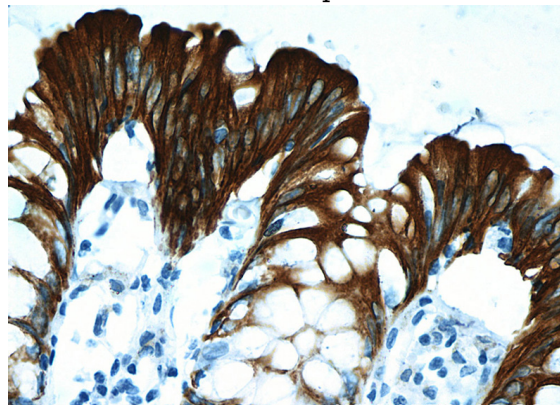
## Validations



COLO 320 cells were subjected to SDS PAGE followed by western blot with Catalog No:107233(KRT20 antibody) at dilution of 1:1000



Immunohistochemistry of paraffin-embedded human colon tissue slide using Catalog No:107233(KRT20 Antibody) at dilution of 1:400 (under 10x lens). Heat mediated antigen retrieved with Citric acid buffer, pH6.0



Immunohistochemistry of paraffin-embedded human colon tissue slide using Catalog

# Cytokeratin 20 antibody



Catalog Number: 107233

---

No:107233(KRT20 Antibody) at dilution of 1:400

(under 40x lens). Heat mediated antigen retrieved with Citric acid buffer, pH6.0